


Arch.
GOODS



KOMPAN⁺
DESIGNSTUDIO

KOMPAN Design Studio · KOMPAN International Sales · C.F. Tietgens Boulevard 32C · 5220 Odense SØ · Denmark
Tel.: +45 63 62 12 50 · export@kompan.com · www.kompan.com

Robinia Play Sculptures

KOMPAN⁺
DESIGNSTUDIO

Robinia Play Sculptures – New custom offering – Status May 2019
Back page, spine, and front page



UNIQUE CUSTOM PLAY SCULPTURES



Tailor – made

UNDERSTANDING YOUR DREAM

A school may want a play sculpture that symbolises wisdom and learning.
A local community may want their play sculpture to tell a story about the community, connecting one generation to the next.



FINDING THE PERFECT CONCEPT


Together we find the perfect concept for your story. For the school that wants to signal wisdom, we can decide on the concept of an owl.

RESEARCHING THE CONCEPT

Next, the design team will study the phenomena in order to find the features that visualise your story the right way. For an owl, the eyes are key.

SKETCHING DESIGN IDEAS

The first sketches are made and delivered to you in order to test ideas and find the perfect design for you.



LOADED WITH PLAY – FINAL ENGINEERING

Your play sculpture is loaded with the portfolio of play features that we have invented throughout half a century. The engineers draw it up to make sure the play sculpture as a structure is safe and sound for the kids.





BUILDING THE PLAY SCULPTURE

Skilled craftsmen build the play sculpture of your dreams, coordinating with designers and engineers to get it right.



INSTALLATION

Everything is taken apart, transported, and rebuilt on site by our skilled people. Nothing is left to chance or inexperience.



Designing your playground with a play sculpture

In order to design the right play sculpture, we want to understand the history of the area, the story, the surroundings, the users, their age group, their diversity, and a number of other factors.

Next we will bring the first conceptual idea to the table and later more accurate sketches. Our architects and designers apply all their creativity to give you the best they can, so please allow time for them to do their best.

At the end, we will show you a precise visualisation of the right Robinia Play Sculpture for you. We do this so you can feel confident that you are getting the play sculpture that will serve your community for decades to come.





*Loaded with play activities that
develop body, mind, and
friendships*

Our play sculptures are not just art, they are loaded with all the innovative play features that we have developed over half a century.

This is our way of making sure that the children are wowed to come and play, are motivated to keep playing and come back, and while playing develop physical, social, cognitive and creative life skills. And we load it with play for children of all abilities. Everybody is included.



*More than fun,
more than art
- the art of fun*





*Handcrafted like
fine furniture ...*

ROBINIA PLAY SCULPTURES

*Because children deserve
the best to play on*

The play sculptures are created by dedicated craftsmen who are masters at taking wood and, with trained eyes and skilled hands, turn it into something rather special. Through their passion and expertise, the sculptures end up having the finish of fine pieces of furniture.



ROBINIA PLAY SCULPTURES / 11

Born to be wise

Developing body, mind and friendships







The Owl

A symbol of wisdom

It's the first day back after the long summer break. Charlie and Mary each take a book and look out the school library window. Sunny, the temptation to abandon their research in favour of outdoors was immense. In the distance, in a grassy dip surrounded by young silver birch trees, stood something they'd never seen before, a giant, blue, yellow and grey owl. It was, they both agreed, quite magnificent.

'That's funny,' says Mary, 'here we are studying owls

and there's a gigantic one out there.'

Charlie picking up his book, looked at the big yellow eyes that had already attracted some young children. 'Maybe it would still be studying if we go and see what it is.'

The owl was huge and the two clambered in, Mary using the rope netting, Charlie scaling a wing by hand and foot.

'It's just like our school logo,' said Charlie.

'That's because the owl is wise,' added Mary. 'The book says there are 216 types, tawny, barn, snow' '... and wooden, now there are 217!' adds Charlie as the two friends continued studying, through play. The owl was wise and wonderful. Over many years, it would teach many children many things, but being wooden, it said nothing.

Loaded with play

Dexterity and concentration trained in layers of climbing play, with varied supports, grips, nets and inclined surfaces.

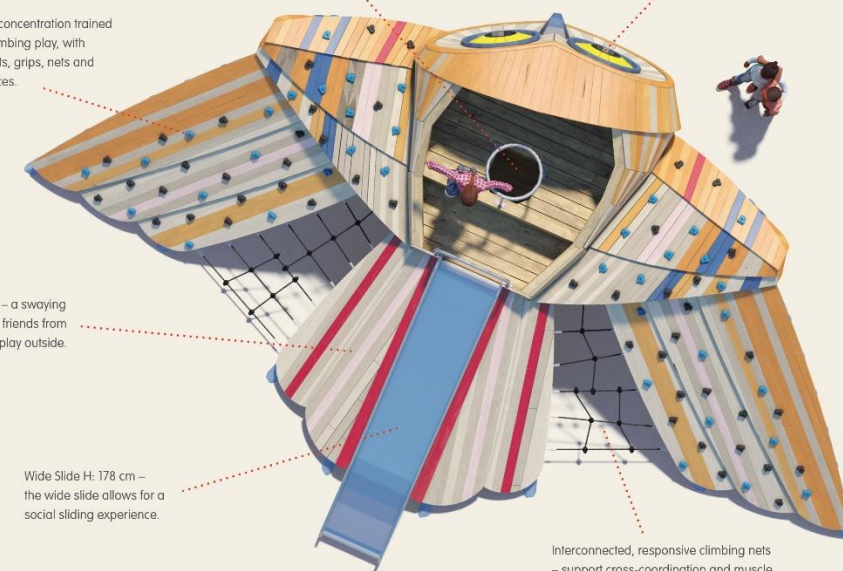
Platform maze – climb up and through to reach the top.

Eyes – imagine taking in the outside world through the eyes of the owl.

Hammock – a swaying break with friends from the wider play outside.

Wide Slide H: 178 cm – the wide slide allows for a social sliding experience.

Interconnected, responsive climbing nets – support cross-coordination and muscle strength, and support social interaction with the inside thanks to their transparency.



Play sculpture THE OWL

The Owl offers 360-degree play for children from the age of 4 and above. Strategically placed climbing grips and nets on the wings and body help challenge balance, cross-coordination and muscle strength. The top platform can also be accessed through a maze of platforms inside the stomach of The Owl.

From the top platform, the children get to take in the world through the eyes of The Owl, and experience thrill and stomach tickling when sliding down the wide slide together. A hammock hidden underneath the tail gives the opportunity for a short, swaying break.

POTENTIAL SPECIFICATIONS:

Age: 4+
Total height: 362.5 cm
Safety zone: 84.8 m²
Max. fall height: 290 cm



Migration of whales

A sea of opportunities

TWO BUOYS

(RED PAINTED SPINNERS)
DIVIDE THE AREA INTO THEMATIC ENVIRONMENTS
FEATURING WIDE RANGE
OF ACTIVITIES

A 5,000-KM JOURNEY

SEARCHING FOR FOOD,
EVERY YEAR THE WHALE
MOVES FROM THE WARM
TROPICAL PACIFIC WATERS,
UP THE WEST COAST OF NORTH
AMERICA TO THE PLANK-
TON-FILLED ARCTIC.

CENTRAL AMERICA

CLIMB THE CACTUS USING THE
NON-SPIKY GRIPS, TAKE THE BRIDGE
TO THE TOP OF THE VOLCANO, THEN
FOLLOW THE LAVA FLOW TRACK TRAIL.

DOLPHINS

SPRINGING ACTIVITY FOR
THE SMALLEST USERS

HERO PRODUCT: THE WHALE

CLIMBING, SLIDING, DISCOVERING.
ADVENTURE FOR ALL AGES AND
ABILITIES

THE ARCTIC

IGLOO - BOTH CLIMBING STRUCTURE
AND SHELTER FOR RELAXATION
AND MORE PRIVATE PLAY AND
SOCIALISATION

ICEBERGS ON SPRINGS

SENSE OF BALANCE + FUN
FOR MULTIPLE KIDS

MAGNETIC FIELDS

THE EARTH'S MAGNETIC PULL
HELPS WHALES NAVIGATE -
HERE ON THE MARKED
SURFACE YOUNG INVENTIVE
MINDS CAN GET FROM A
TO B WITH GAMES LIKE
HOPSCOTCH.

NORTH AMERICA

TEEPÉE, FIREPLACE, SEESAW AND
BALANCE BEAMS, A BREAK IN THE
JOURNEY FOR ROLE-PLAYING WITH
PHYSICAL AND SOCIAL ACTIVITIES.





Loaded with play

Rappelling – a challenging access that requires the use of cross-coordination and upper body strength.

Rope climb – Fun and challenging climb to access the fireman's pole, and great meeting point.

Balance the undulating backbone – train proprioception with heaps of friends.

Fireman's pole H: 108 cm – appeal to daredevils with their stomach-ticking speed.

Climbing grips – challenge yourself with different bouldering routes and levels of difficulty.

Wide Slide H: 138 cm – a thrilling experience sliding with a friend.

3-dimensional climbing net – membranes in the net allow a place to hang and socialise.

The Whale

Oceans of play

'They're like barnacles,' says Kris as she holds on to the brightly coloured climbing grips that cover the whale's blue sides. She hears Jenny and Joe laughing from the belly within. They'd used the netting to clamber into the whale's gaping mouth and get inside. Joe is stuck in the membranes that he has to pass to reach the platform Jenny is on. His strength and cross-coordination will get him there so they can go down to-

gether, as planned, on the wide slide. 'There're so many places to just sit and look,' says Kris, 'but best of all I love the colour, blue.' 'I like the teeth, they're huge,' adds Joe. At the age of five, Joe has never seen a real whale, but the little town he lives in knows them well. Each summer, as the seas further south warm up, the whales head to the colder waters of the north. Every day in

season, the numerous boats that used to go fishing, carry people with binoculars and cameras, eager to see the gigantic mammals up close. That was why the local municipal council voted that the new playground should have a whale as its centrepiece. To families on the freeway, it stands out, often triggering requests from the back seat. 'Gee, a whale, can we get up close?' The answer is a yes, up and very close.

Play sculpture THE WHALE

The large whale offers challenging physical play for big and small children from the age of four. The 3-dimensional climbing net inside the mouth is filled with membranes, making it a fine meeting point for social interaction. The reward for climb-

ing the net is the thrilling experience of sliding down the wide slide with a friend. The outside of The Whale is filled with climbing grips, creating an endless amount of bouldering routes that help build the child's cross-coordination and muscle strength.

POTENTIAL SPECIFICATIONS:
Age: 4+
Total height: 300 cm
Safety zone: 95 m²
Max. fall height: 300 cm



The Journey

Expressing history

TRAVELLING

BY SHIP AND BY TRAIN.




CARRIAGE

- FIT FOR TODDLERS
- ROLE-PLAY
- MOTOR SKILLS




ROCKY CLIFF

- COOL CLIMBING STRUCTURE
- FIT FOR CHILDREN 8-13



TRAIN SPEEDING THROUGH THE GORGE

- MULTIPLE PHYSICAL ACTIVITIES
- ROLE-PLAY
- SOCIAL ACTIVITIES
- COOPERATION
- RELAX ZONE
- PHOTO OP
- DYNAMIC DESIGN



THE TRAIN TRACK - TRAIL FOR CHILDREN TO FOLLOW
WIGGLE BRIDGE + SUSPENDED BRIDGE
= OBSTACLES TO OVERCOME



THE HILLS - LARGE NET STRUCTURE
= ADVENTUROUS PHYSICAL PLAY

SMALL HOMESTEAD OF THE SETTLERS

- ROLE-PLAY
- SAND AND WATER PLAY



FLOWERS

- = SPINNER BOWLS
- SOCIALISING
- COMMON FUN

SWINGS


- BIRDS NEST SWING
- DOUBLE SWING
- SWINGS ARE A MUST!

BOXES FALLEN FROM THE WAGON

- ACCIDENTAL LAYOUT
- = SPACE FOR CHILDREN TO GET CREATIVE AND COME UP WITH NEW GAMES







The Train

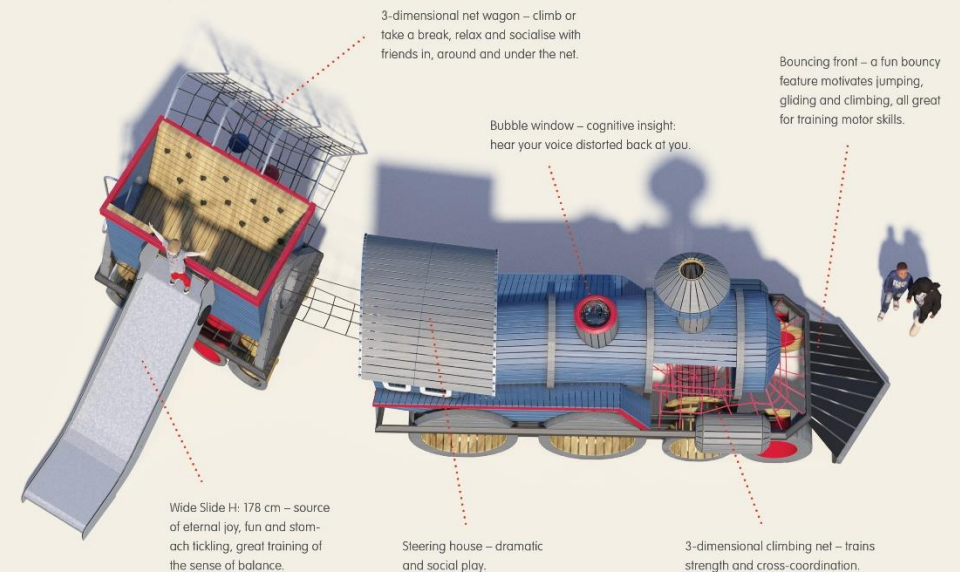
Destination enjoyment

Trains, no matter where on earth they are, all look similar, but distinctive; perform different roles which have the singularly common aim of getting somewhere. They transport people, fluids, materials and, as in the case of James and Tom, enormous quantities of fun. 'She's all stoked up,' cries James climbing on board the engine, 'let's get back on the road.' 'You mean rails,' Tom corrects. Whatever, the western styled 'Puffing Billy' was ready

to go, taking the children from the small town on a historical journey that told of how their country was populated by people from all over the world, but transformed by the railroad. It was the iron horse that tamed the horizonless prairies. It was the railway companies that decided when and where it would stop for water and wood or coal, and thus become the centre of a new town. The wooden play structure stands as the central fea-

ture of the new playground and the lives of all the children playing on it. Marianne and Billie Jean climb on board. 'Where are we going to?' the girls ask in unison. 'To the end of the line,' Tom says. 'Where's that?' asks Marianne. 'That's when we get called home for supper,' says James putting another imaginary log into the fire box.

Loaded with play



Play sculpture THE TRAIN

The Train and Wagon present a fun and challenging play experience for big and small children from the age of four. In the train cab a large dashboard motivates dramatic play and trains logical thinking. The Kettle presents as a circular space to climb through, and a 3-dimensional net allows for accessing

the space under the train. The Wagon, apart from inspiring use of language in imaginative dramatic play, stimulates physical play, through climbing and sliding. All the inside and outside meeting points support social interaction.

POTENTIAL SPECIFICATIONS:

Train
Age: 4+
Total height: 341 cm
Safety zone: 50 m²
Max. fall height: 150 cm

Wagon
Age: 4+
Total height: 255,6 cm
Safety zone: 55 m²
Max. fall height: 210 cm



Jurassic Play

The pre-historic playmate

EXPLORE AND ESCAPE

CLIMBING ACTIVITY ENDORSING
THE MAIN THEME
INSPIRED BY THE INSECTS

HERO PRODUCT - CENTRE OF
GRAVITY OF THE PLAYGROUND

SAND PIT

- PLAY FIT FOR TODDLERS
- DINO EGGS CUSTOM SCULPTURES
- ROLE-PLAY (SOCIAL SKILLS)
- MOTORICS-ENHANCING ACTIVITIES
- SENSORY PLAY ITEMS

THE JUNGLE

- OVERSIZED GRASS+NETS=
- CLIMBING CHALLENGES
- HIDE AND SEEK
- TAG

TRAIL TRACK

- ENHANCES PHYSICAL FITNESS
- WOBBLE BRIDGE+SETS OF STILTS -
- BALANCE TRACK RIDE -
- STRENGTHS AND ENDURANCE

SPRINGER WATER LILIES

- CUSTOMISED ITEMS MIMICKING
THE SWINGING ON WAVES

BASE CAMP/DOCK+EXPLORATION SHIP
ROLE-PLAY (SAILING/ARCHEOLOGY)
SAND AND WATER PLAY





The Dinosaur

A journey back in time

For the first time in 66 million years, a giant dinosaur dominates the landscape. It would swallow six-year-old James in one bite, if it wasn't wooden. He'd seen the movie, got the toys, but this is special. A huge beast that you run into and then slide out its long tail. As James ran inside the body, the shafts of light from the spaced wood panels increased the sense of excitement and adventure. The green supporting poles outside, like the grasslands the dinosaur would have roamed, give the sculpture a third dimensional life.

James' dad stepping up on the huge hind foot, put his head through the door and roared into the dinosaur's body. There were screams of surprise, thrill and delight. Behind him Karen pops her head out of a huge wooden egg. "What's that?" she shrieks and then laughs. The dinosaur and its eggs stand on the perfect spot. Thirty years ago, children playing in the former brick quarry stumbled upon a small fossil. The experts arrived and to their professional joy further fossils and

bones emerged to confirm what they'd always suspected; the area had been a rich playground for the giant dinosaurs of the Jurassic era. Now a generation on, the area 'cleared' of all valuable finds, it is time to give something back. What could be more fitting the local council decided than a play sculpture that would open the minds of children connecting a distant geological past and a municipal future.

Loaded with play

Hammock – a great place to sway and hang with your friends, training spatial awareness.

Agility net – climbing, balancing or crawling up, down and through stimulates coordination and proprioception: the navigation of your body in space.

Banister bars – joyful daring sliding experience, training balance and proprioception.

Obstacle course – the climbing variety intensely trains the child's muscle and motor skills, in a great social play event.

Space net – trains strength and cross-coordination.

Fireman's pole – dare to slide down and experience the thrill and stomach-tickling feeling. Jumping down supports bone density.


Tube Slide – thrilling experience of sliding fast through the curved tunnel slide. And a great balance trainer.

Play sculpture THE DINOSAUR

The large dinosaur holds a lot of exciting physical play features for big and small children from the age of six. To reach the slide, and have the joyful and stomach-tickling experience of sliding through the tail of The Dinosaur, the children must

climb through its mouth, and conquer the challenging path over membranes, through nets and hoops, by using their body strength, balance, cross-coordination and ability to plan ahead.

POTENTIAL SPECIFICATIONS:
Age: 6+
Total height: 415 cm
Safety zone: 100 m²
Max. fall height: 250 cm



Beside the seaside

Where seagulls dare



The Lighthouse

Beams of joy

The lighthouse sits proudly on the town's logo, it is part of the school badge, it is the name of a bakery, and the pub – and now is the central feature in a statement –making play-ground. Lighthouses, real or play, are an indisputable part of daily life in the little port.

The early morning mist had dampened the handles on the climbing wall, but it was still Sally and Marcus's favourite way to the top. 'I'll call the colours out, and you have to use just them,' instructed Marcus as Sally carefully made her way to the door, a tantalising three metres above the ground. 'Red, blue, blue, black, red,' he called. Marcus took the winding stairs to the top. Each day on their way to school,

they put down their bags, climb and look out over the headland. At school they'll tell the class what they had seen. They never tire of the experience because they know that before the day is out, they'd be back, alongside their mates. In the distance, the school bell started to ring.

'Race you,' shouted Sally, and Marcus immediately left the top down some steps and jumped onto the long slide. Sally followed slowly.

'Beat you,' Marcus declaring with a degree of satisfaction.

'I let you,' replied Sally smiling as she picked up her schoolbag, 'I wanted you to dry the slide.'

It was Marcus's first lesson of the day.

Loaded with play

Look-out post – the feeling of being on top of the world.

Climbing wall – a challenging tall climb.

Binoculars – experience tunnel vision, training cause-and-effect understanding.

Slide H 178 cm – thrilling and stomach-tickling experience, training the sense of balance.

Megaphone – distort the voice when socialising with friends on the ground.

Play house – a place for imaginative dramatic play.

Secret play cave – ground-level swaying, role-playing and socialising.

Play sculpture THE LIGHTHOUSE

The Lighthouse presents with a variety of play activities and physical challenges for children from the age of four. Accessing The Lighthouse from the playhouse or the secret entrance under the slide, the children can climb to the top

and discover all the different play activities along the way. The climbing wall on the outside of The Lighthouse allows for physical challenge, that supports cross-coordination and strength to reach the top.

POTENTIAL SPECIFICATIONS:
Age: 4+
Total height: 628 cm
Safety zone: 42 m²
Max. fall height: 300 cm

Crop cargo

Cultivating minds and bodies

OFFERING TRUE FARMING EXPERIENCE
SENSORY SKILLS. GENUINE NATURAL
ELEMENTS EQUIPPED WITH ALL
AGRICULTURAL NECESSITIES

SAND PIT
FOR PRACTISING
PLANTING CROPS

WELL AND PLANTING FIELD
FARMING EXPERIENCE
WITH NATURAL ELEMENTS
(WATER AND SAND)
- MOTOR SKILLS
- COOPERATION SKILLS

CROP FIELDS
EACH FIELD - DIFFERENT ACTIVITY
MULTIPLE CROSS TRACKS
- CREATIVE THINKING
- PHYSICAL STRENGTH

REED
NET CLIMBING
FREE GAME AREA

TRUCK
THE HERO PRODUCT
FIT FOR SCHOOL-AGE CHILDREN
WIDE RANGE OF ACTIVITIES
- ROLE-PLAY
- COGNITIVE SKILLS
- PHYSICAL STRENGTH

THE POND
DUCK SPRINGERS
ROTARY PLAY ITEMS
- SOCIAL SKILLS
- SENSE OF BALANCE

FARM ESTATE
BARN AND TRACTOR
- PHYSICAL PLAY
- ROLE-PLAY





The Truck

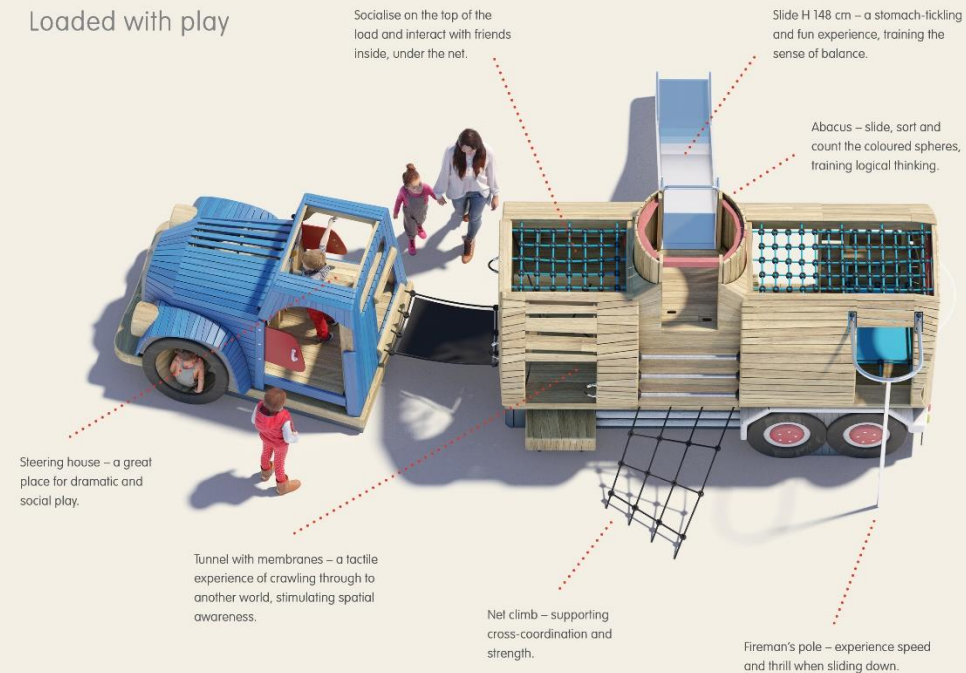
Driving local culture

For over three centuries, the market town has been famous for its cheese and meat pies. Now it has another attraction, drawing visitors, stimulating local pride, one that reflects its connection with the rich farmland that surrounds it – a wooden truck play sculpture. It was, the local council decided when selecting the truck, something that had a message for everyone. It is impressive and the young children climbing in

and out of it make it seem almost life-sized. The truck makes its way along an anonymous road of non-slip rubber. Parents looking on thinking 'if only real roads were as safe.' What it carries, milk or feed, seeds or fuel, is only in the minds of those on board. With its size and numerous entry and exit points, it is hard to count exactly how many children were playing. The noise and pile of

discarded backpacks suggests maybe twenty, but for the moment only Michael and Jenny can be constantly seen. They're up front, with Jenny at the wheel. 'We've got to get this to the dairy whilst it's fresh,' shouts Jenny. 'I'm driving quickly, but carefully.' 'Yes, you don't want to turn it into cheese just yet,' laughs Michael.

Loaded with play



Play sculpture THE TRUCK

The Truck offers a variety of activities that support physical, social and dramatic play for children from the age of two. The steering house of The Truck presents with a variety of small creative and cognitive play activities, supporting the development

of fine motor skills and dramatic play. The tank is a maze with different physical activities like nets, crawl-through tunnel and membranes, all designed to support the development of important motor skills.

POTENTIAL SPECIFICATIONS:
Age: 2+
Total height: 230 cm
Safety zone: 55 m²
Max. fall height: 182 cm



Pumpkin Patch

Adventures in a micro world

EXPERIENCE LIFE AT
THE GROUND LEVEL
FIT FOR PRE-SCHOOL
CHILDREN

SPIDER WEB

CLIMBING EXPERIENCE FOR STRONGER
CHILDREN SPIDER MADE OF FLEXOTOP
= BOUNCY BODY FOR JUMPING

COLOURFUL SPINNER BOWLS

- SOCIAL ACTIVITY
- SPINNING EXPERIENCE
- BALANCE EXERCISE

EARTH WORM

- BALANCING ACTIVITY
- CROSS-TRACK ITEM
- DESIGN FIT TO THEME

CUSTOM LEAF ITEMS

- LEAFY BRIDGES
- CROSS-TRACK ITEMS
- STRENGTH + BALANCE

BIRD NEST SWING

- SOCIAL ACTIVITY
- COOPERATION SKILLS ENHANCEMENT
- SWINGING EXPERIENCE

THE PUMPKIN - HERO PRODUCT

- FEATURES MUST-HAVES:
- SIMPLE SLIDE
 - ROLE-PLAY ACTIVITIES
 - THEMED PLAY
 - BALANCE AND MOTOR SKILLS ENHANCEMENT

ANT SPRINGERS

- BALANCE ACTIVITY FOR TODDLERS
- THEMATIC DESIGN

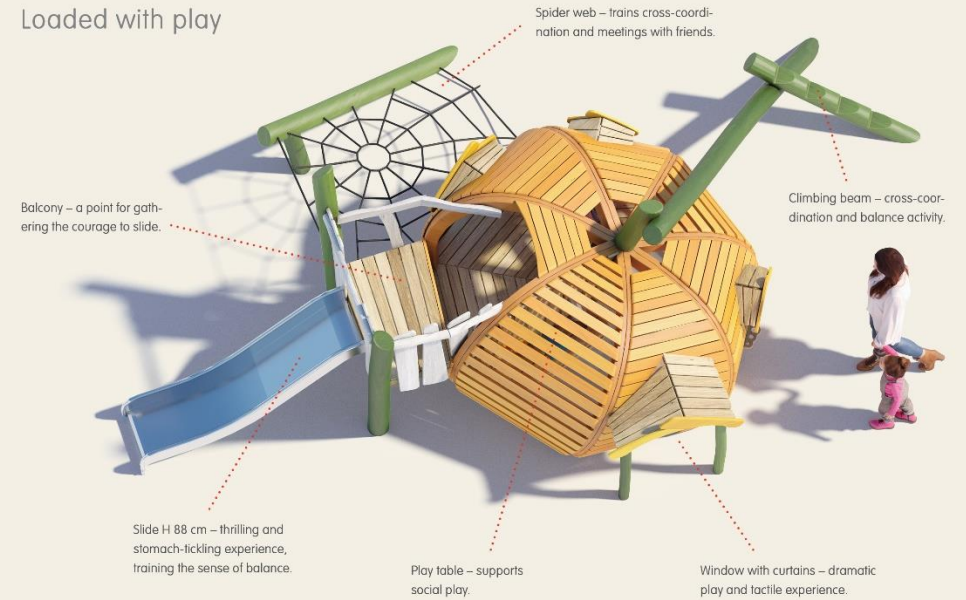
GRASS STILTS

PART OF CROSS TRACK THE
PLAYGROUND ITEMS FORM MULTIPLE
OPTIONAL TRAILS OF HOW TO PASS THEM





Loaded with play



The Pumpkin

Nourishing minds, growing friendships

'Let's play insects,' Lisa shouts out to her playmates, 'today I'm a bee.'
'Do bees get caught in spiders' webs?' Matt asks.
'I don't know, but not me,' Lisa replies and buzzes over to the web that connects the tall green spikes of grass to the pumpkin, the stand-out feature in the new playground that is drawing the young children from the large estate nearby. From living in a world of concrete and glass, here they are free to expand their bodies and minds.

Inside the large orange pumpkin, the sun cuts through the slats, making it a friendly den, a sanctuary, a place where secrets are shared and friendships started. All around are giant insects, snakes and worms. They are larger than life, or maybe not, in this micro world it is the children who are transformed. Suddenly they seem small, their apparent vulnerability generating added excitement.
Peter clambers in and out of the pumpkin, he loves the many ways to play with the sculpture. His current fa-

vourite is the long green blade of grass that connects the top of the pumpkin to the ground. The challenge today is to balance and walk to the top. Lisa follows and so does Matt.
'We're more like ants,' says Matt as the trio set off following each other in a line to investigate and conquer a magical world of micro nature.

Play sculpture THE PUMPKIN

The Pumpkin is a small and fun play structure for the youngest children from the age of two. It offers a variety of physical, social and dramatic play that support the child's cognitive development. Inside a small play table and window with membrane

curtains inspire dramatic play and stimulate the tactile sense. Small platform steps lead to the balcony from where the small slide can be accessed.

POTENTIAL SPECIFICATIONS:
Age: 2+
Total height: 204 cm
Safety zone: 45 m²
Max. fall height: 88 cm



Forest Floor

Playing in the heart of nature







The Chestnuts

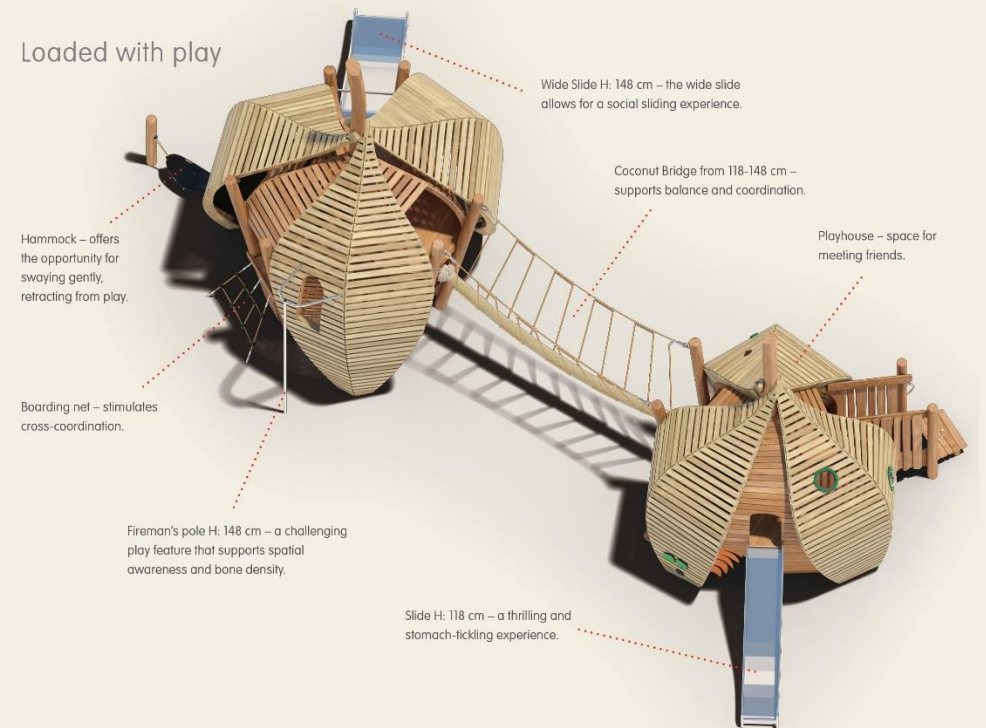
Nuts for fun

"It's like a squirrel's just left them here," says Angie. "It must have been a very big squirrel," Tom replies laughing. The playground, at the edge of the park famous locally for its chestnut trees with their broad leaves and spectacular fruits, is only months old. The local council, in discussing the play sculpture's theme, wanted it to blend in with and complement the surroundings. Already it is Tom and Angie's favourite part of the park,

the place where their legs and their minds run freely. The new place to meet up with friends. It is autumn and the leaves are turning a golden brown that blends in with the two big wooden structures. Similar in shape, they are joined by the coconut-roped bridge that Tom and Angie use time and time again. In quieter times, just sitting inside the nuts looking out, or relaxing on the hammock, is fun. The park had quickly acquired nicknames for the two

impressive lead structures, 'easy nut and hard nut'. 'Hard nut,' shouts Angie and Tom knows that they'll leave it together, jumping on the wide slide, before running to the rope netting and getting back in and crossing the bridge to 'easy nut'. Here the first one inside the shell exits on the single slide, or by the ramp that makes the play sculpture universally accessible. At the end of the school day, there is often the cry, 'let's go nuts.' And they do.

Loaded with play



Play sculpture THE CHESTNUTS

The two large chestnuts offer a variety of physical and social play for children from the age of two. The staircase allows for easy access to the platforms of the small chestnut, with both a small slide and further access to the larger chestnut via the coconut bridge. The large and chunky coconut rope slopes up-

ward, and will sway gently as the children balance their way up or down the bridge, naturally making them use their balance and core strength to stay stable on the sloping rope. Arriving in the large chestnut gives access to the wide slide and the fireman's pole.

POTENTIAL SPECIFICATIONS:
Age: 2+
Total height: 502 cm
Safety zone: 95 m²
Max. fall height: 209 cm



*Highly durable and able to stand
the test of weather and usage*

Your play sculpture will be built purely out of highly durable Robinia wood.
Because Robinia wood naturally produces a lot of oil, it makes it highly resistant to
any kind of rot. It is also very strong. Therefore, your play sculpture will stand the
test of weather and usage.



Robinia wood will age gracefully



*We care about children.
We care about their future on the planet.*

Robinia wood is great at every stage of its existence

As a tree, it turns carbon dioxide into oxygen and pumps nitrogen back into the ground, helping crops around it. As a building material, it has a long lifespan due to its high level of natural preservatives.

Our Robinia supplies come from plantations in Europe and from natural woodlands that are under responsible, sustainable forest management. We can also supply Robinia wood certified by FSC®.

The pigment that we use for different colours is water-based and passes all tests by third parties (REACH, CPSIA and EN71-3) regarding unwanted substances.



www.fsc.org
FSC® C004450
The mark of Responsible Forestry
Look for FSC®
-certified products

*Safe and certifiable like every product
that we have designed since 1970*

At KOMPAN we have, since 1970, developed outdoor play equipment that stimulates and challenges children safely. Every part of the design, engineering, and building process is geared to ingrain safety into the final products that are certifiable by TÜV.




We turn the idea into reality

SO YOU AVOID THE PITFALLS ON THE ROAD OF CONSTRUCTION

Building a playground is not child's play. It is major construction. From clearing the area for foundations, to finishing off the site, it involves heavy equipment, extensive materials, complex products and expert knowledge. These factors must be precisely coordinated to avoid delays. Our teams have done it many times and are happy to take this load off your shoulders.

... LOADED WITH PLAY





KOMPAN Design Studio · KOMPAN International Sales · C.F. Tietgens Boulevard 32C · 5220 Odense SØ · Denmark
Tel.: +45 63 62 12 50 · export@kompan.com · www.kompan.com

Robinia Play Sculptures



Robinia Play Sculptures – New custom offering – Status May 2019
Back page, spine, and front page

Inspiration Brochure

[KOMPAN](#)[Our story](#)[News](#)[Career](#)[Catalogues](#)[Spare Parts](#)[Contact](#)[PLAY](#)[SPORT & FITNESS](#)[OUTDOOR FURNITURE](#)[INSIGHTS](#)[DESIGNING](#)[PROJECTS](#)[INDUSTRY](#)[HOME](#) / [Catalogues](#)

CATALOGUES

Do you want inspiration for a project? Want to learn more about KOMPAN?



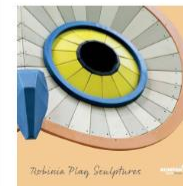
KOMPAN 2019

Main catalogue of all KOMPAN products and solutions

☐ [Request](#)☒ [View online](#)

COROCORD 2019

Get inspired and find your rope play equipment here

☐ [Request](#)☒ [View online](#)

Robinia Play Sculptures

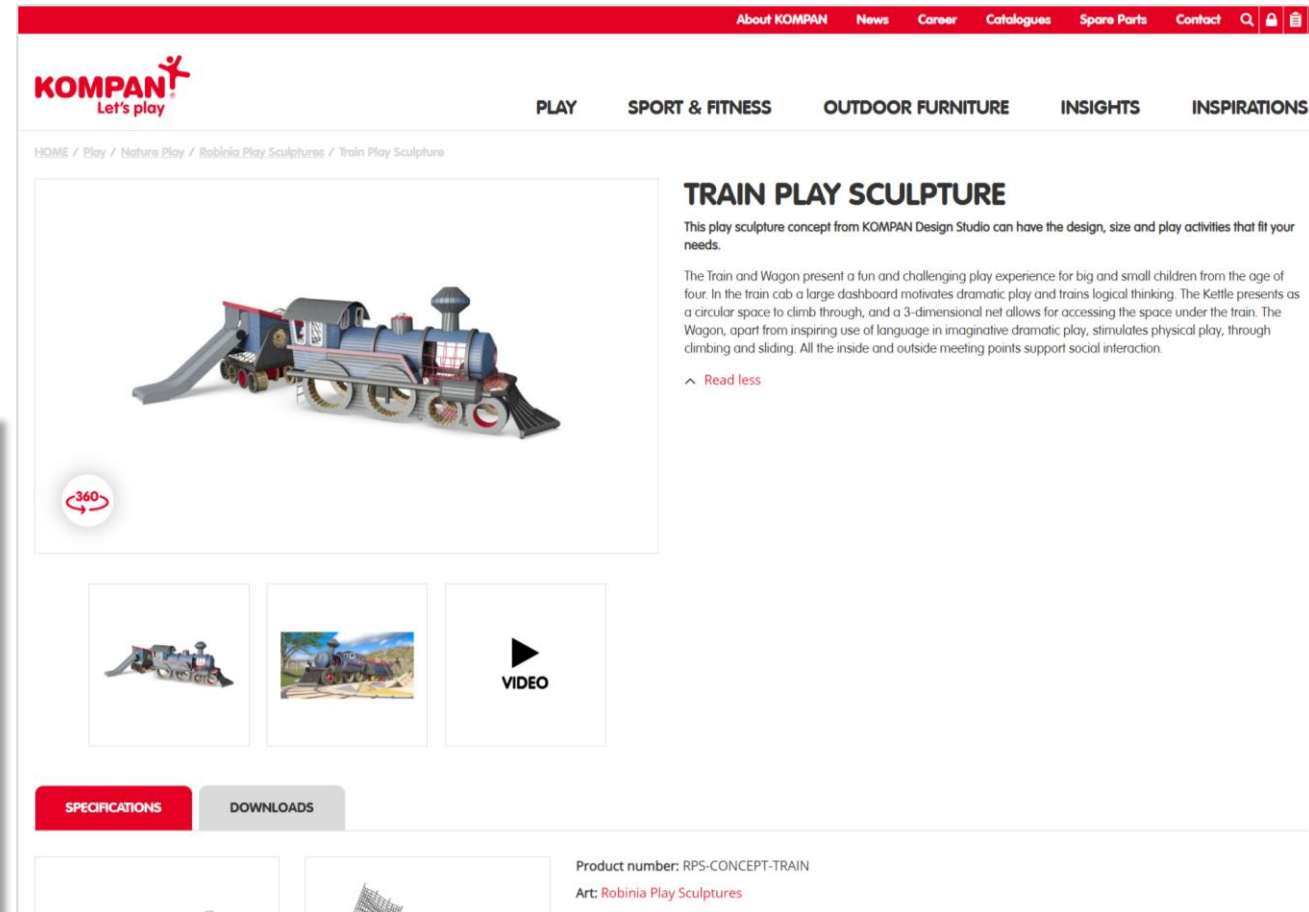
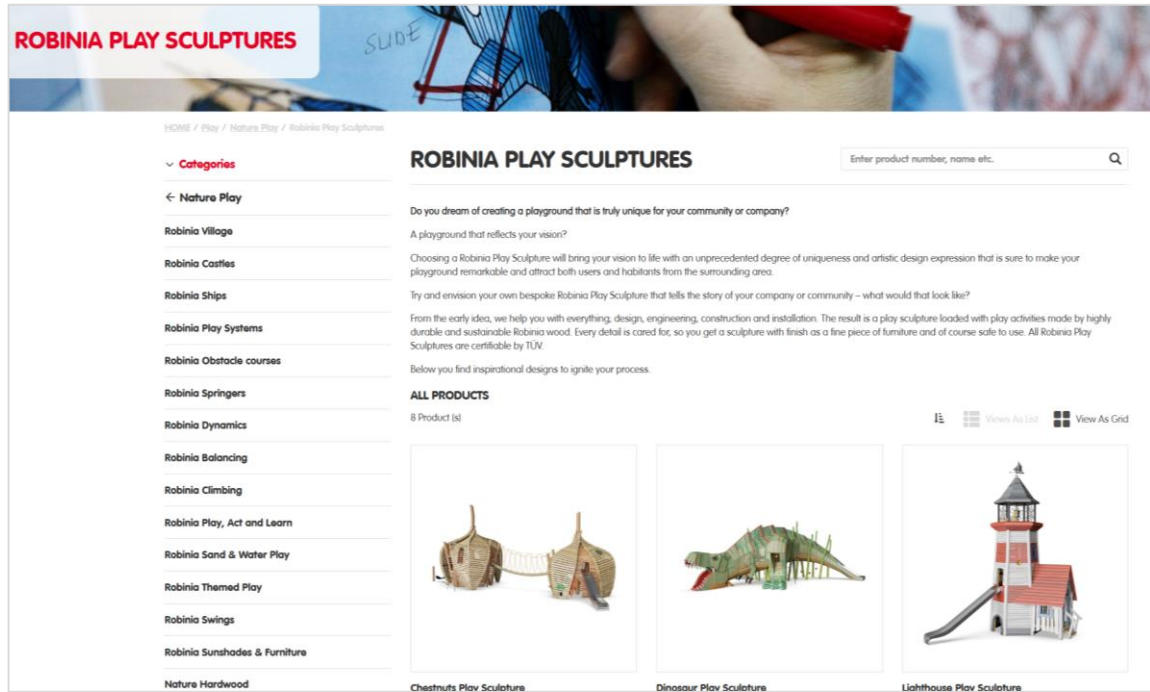
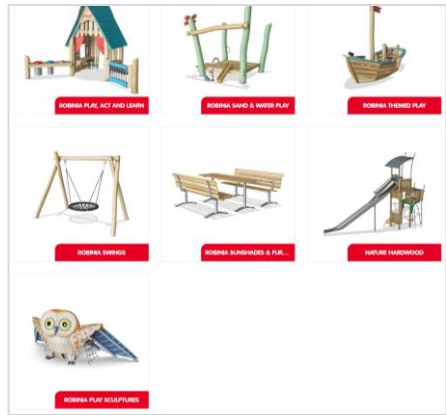
Our Robinia Play Sculptures catalogue gives you a view into a world of unique

✓ [Read more](#)

☒ [View online](#)


Brochure on web
Going to print
(Pictures from Prague
are edited, inserted,
then we print)

Category and Concept Products are on the web




<https://www.kompan.com/play/nature-play/robinia-play-sculptures/train-play-sculpture>

Campaigns on SoMe


KOMPAN
 Sponsored

Like Page

Do you dream of a unique and customized playground?
 Robinia Play Sculptures can be designed to fit your dream and local area.
 Find inspiration and eight examples in our new digital brochure.
<https://secure.viewer.zmags.com/publication/b47dbbb9#/b47dbbb9/1>




20

562 Comments 311 Shares

Like Comment Share


Campaigns 2019-08-28

Like, share, and comment to get it out to everybody in your network


KOMPAN
 Sponsored

Like Page

Dangerous, yet safe. Take a closer look at our new playground concept.



Dare to see more?


Robinia Play Sculptures
 Do you dream of creating a playground that is truly unique for your community or company?
WWW.KOMPAN.COM

Learn More

20



562 Comments 311 Shares

Like Comment Share


KOMPAN
 Sponsored

Like Page

What's your favourite playground theme? With Robinia Play Sculptures, anything is possible. Take a closer look below.

Pumpkin Playground
 Happy Halloween 🎃

Learn More

Lighthouse Playground
 Can you see the ships?

20

562 Comments 311 Shares

Like Comment Share

1

2


KOMPAN is at **Centrální park**.
 Just now · Prague, Czech Republic ·

We are proud to see the first Robinia Play Sculpture installed. See pictures from the opening of the Owl in Central Park, Prague.
 Learn more at <https://www.kompan.com/.../robinia-play-sc.../owl-play-sculpture>







Like

Comment


Share

3

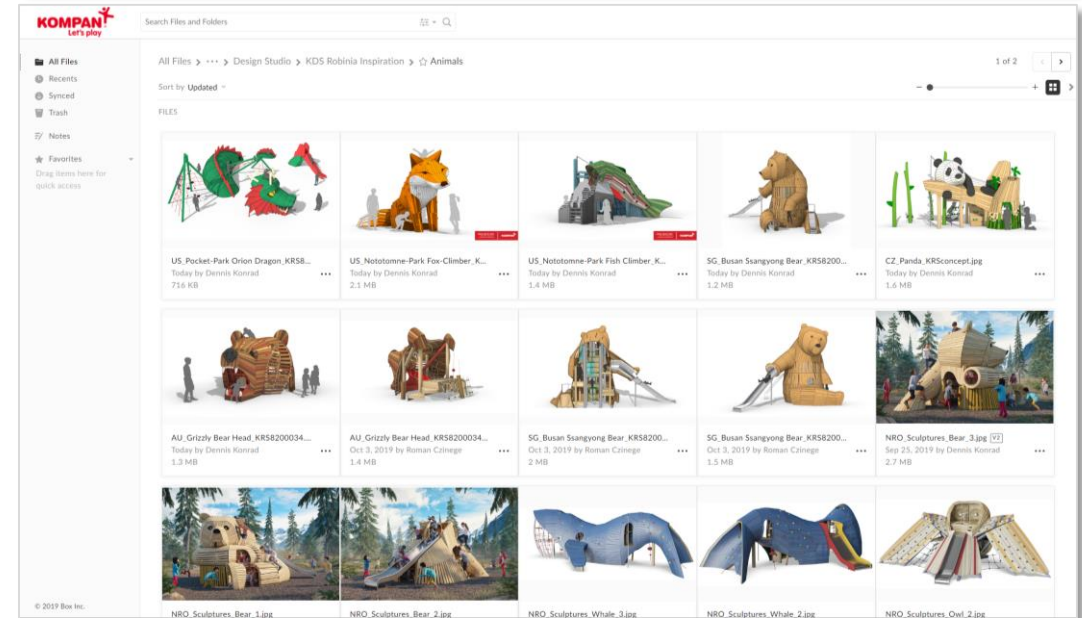
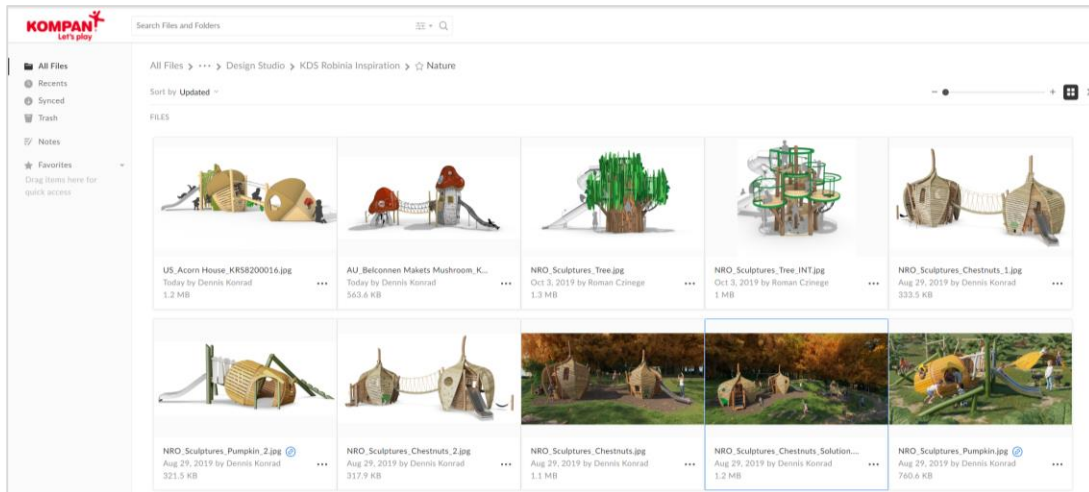
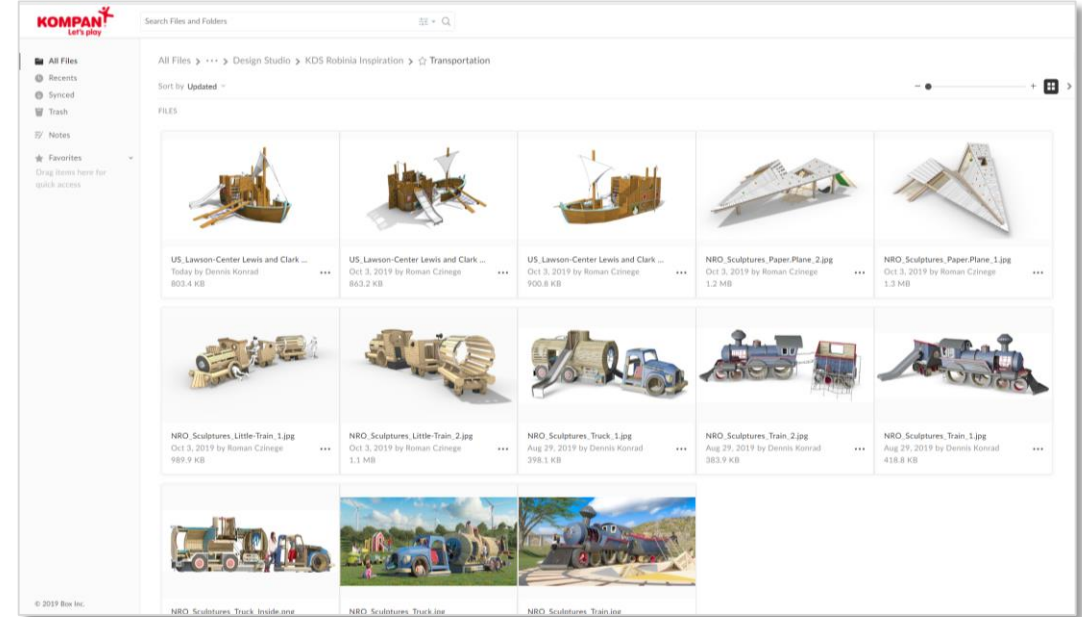
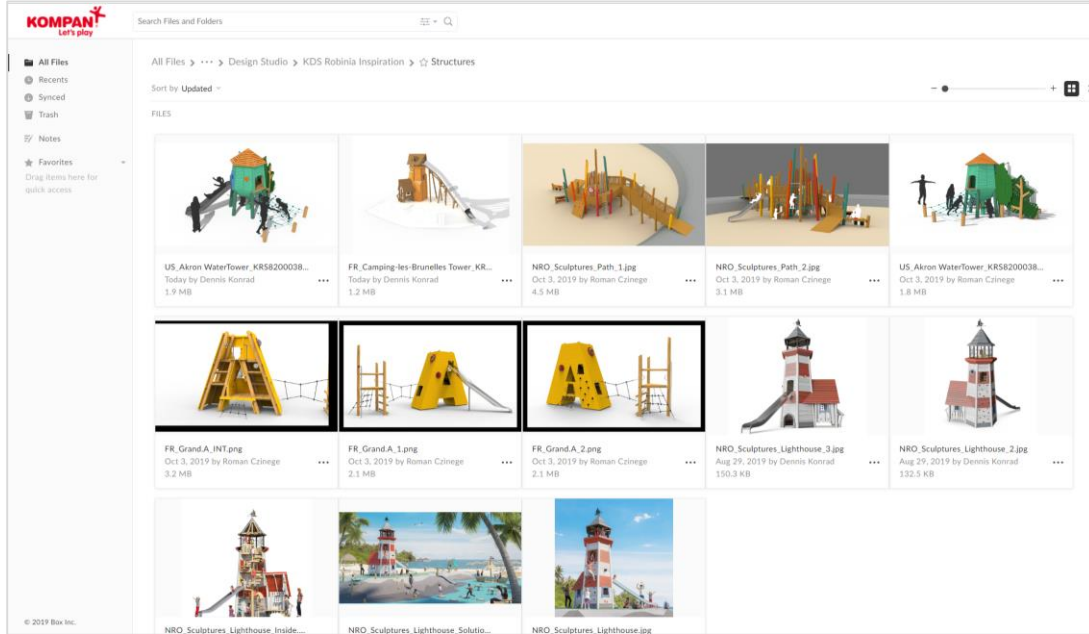
Campaigns 2018-10-28 & 30 & 01


Like, share, and comment


Quality visualization tools for your visualizers



Inspiration bank on Box (continuously updated)








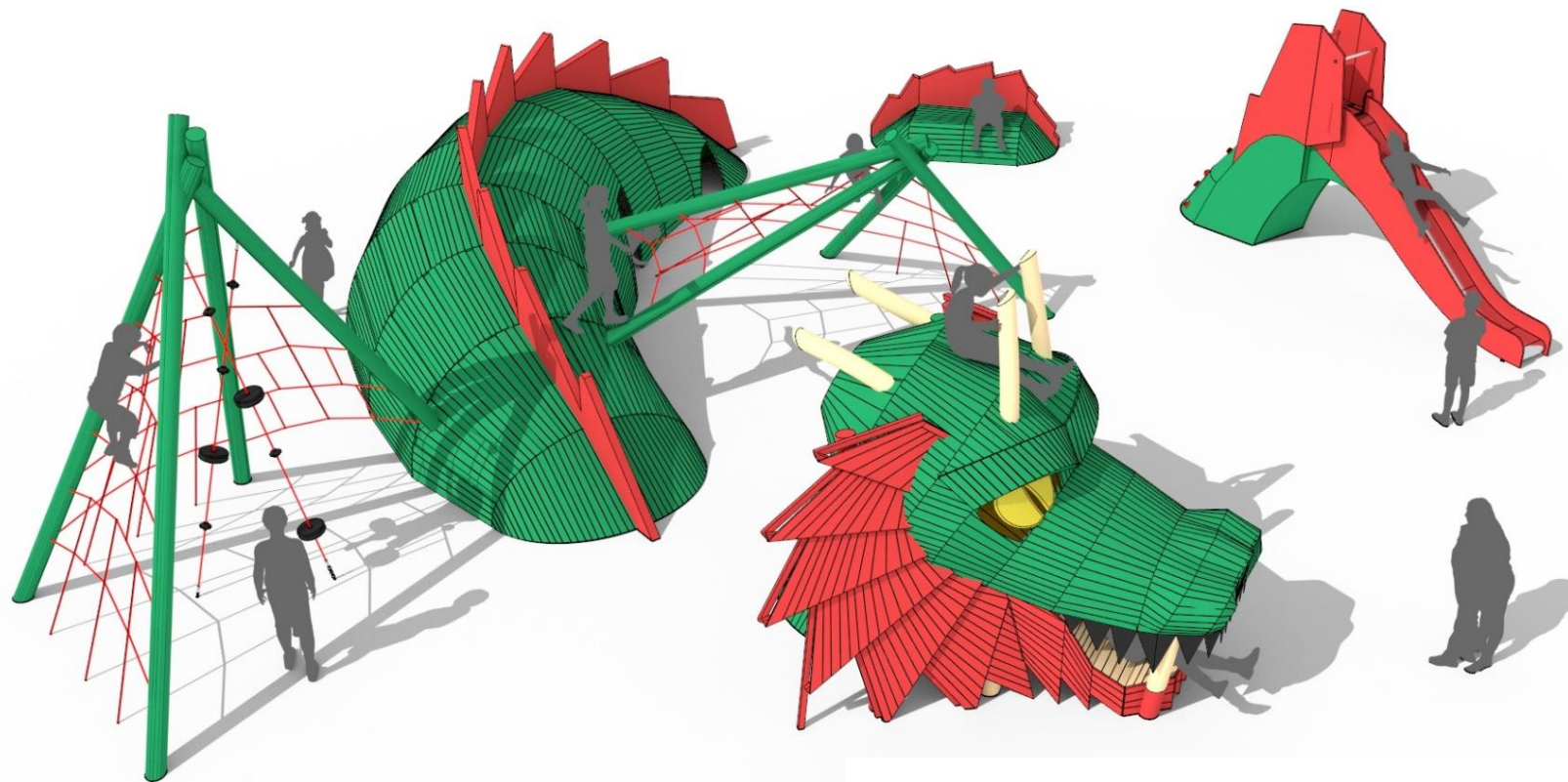











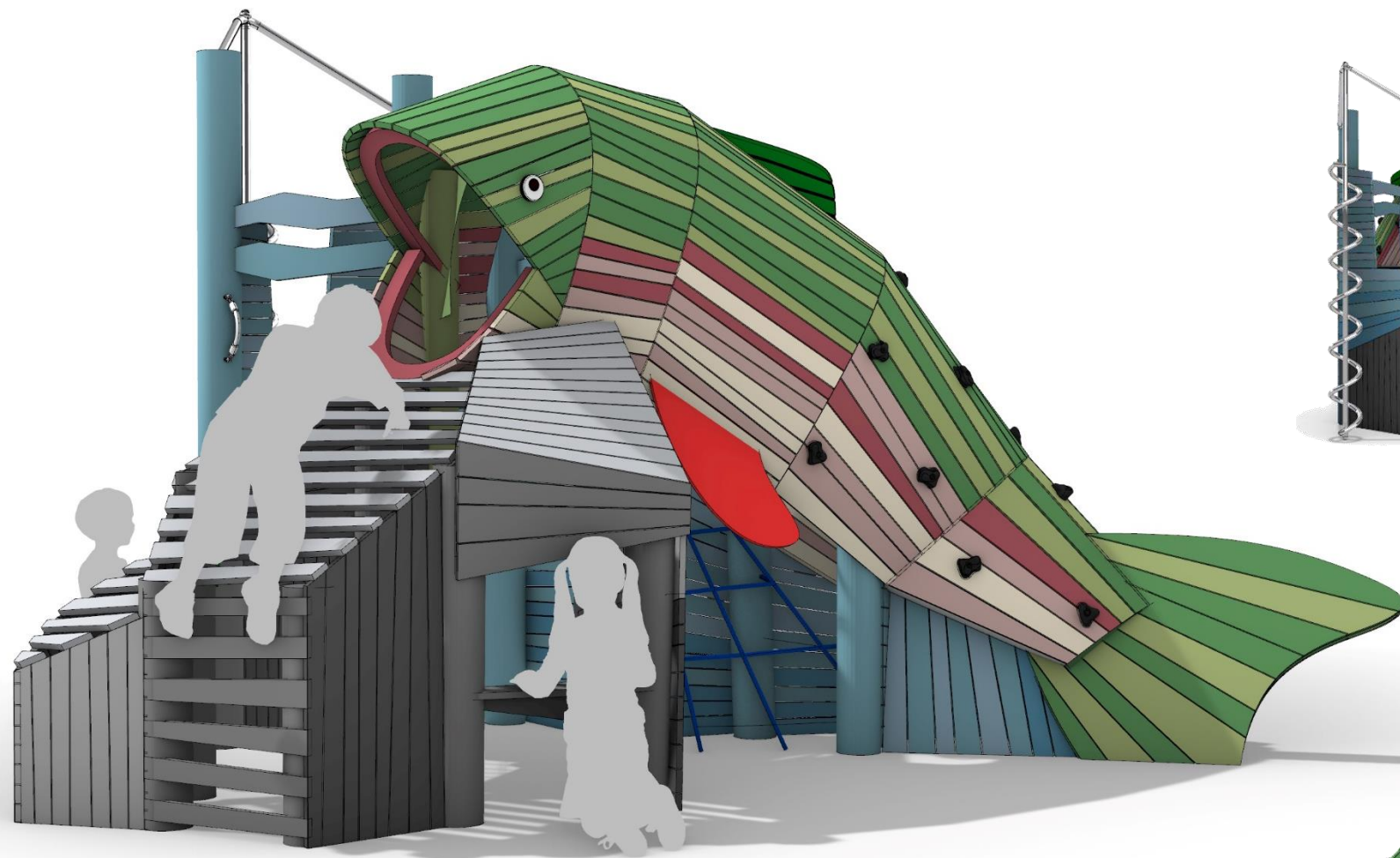





INITIAL SKETCH ONLY
Design will change due to
construction and production

KOMPAN⁺



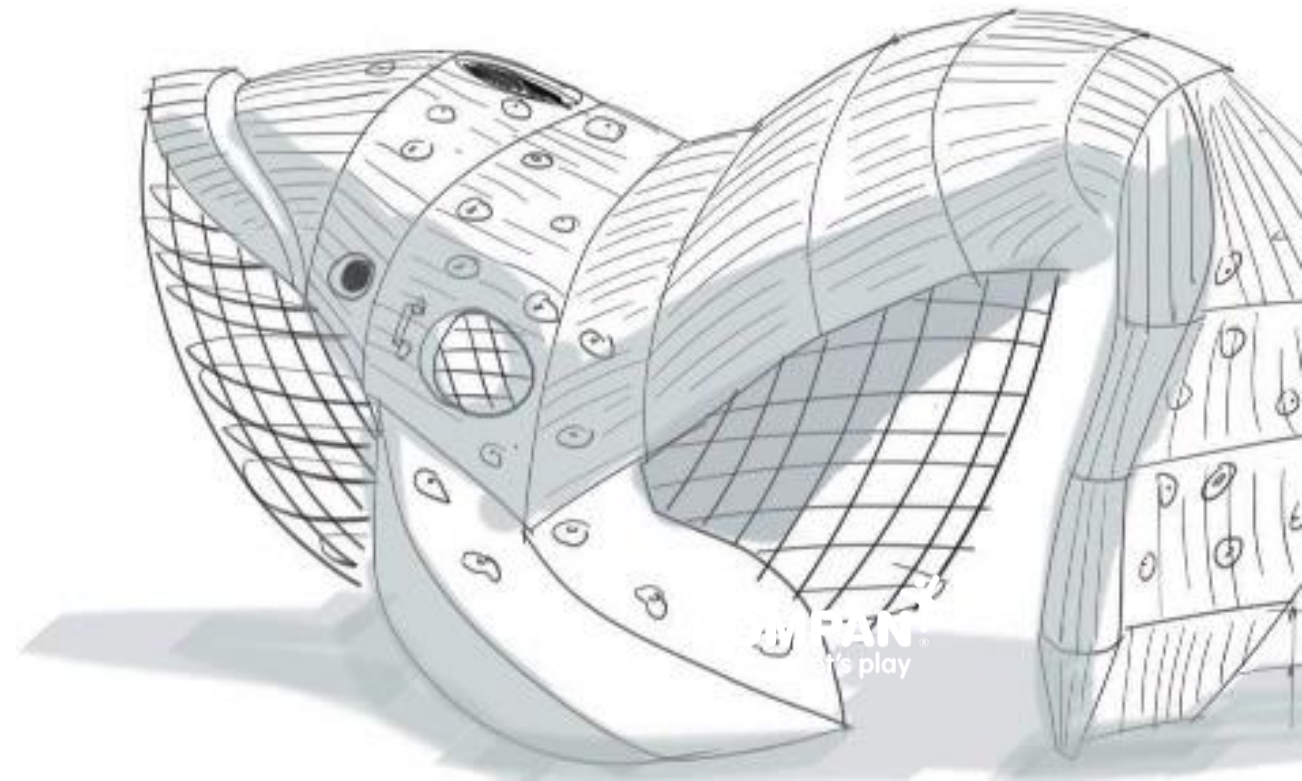




ROBINIA PLAY SCULPTURES

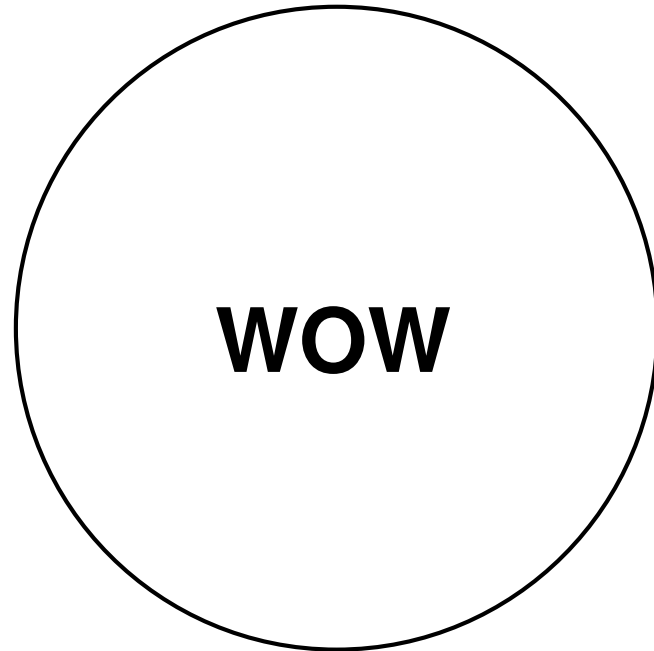
NEW CUSTOM OFFERING

8th of November 2019



Competitors

SCULPTURES



KOMPAN

PLAY



KOMPAN

PLAY SCULPTURES



Design Guidelines for ROBINIA PLAY SCULPTURES

- **WOW factors**
- **STAY factors** (all the fun, the thrill, the chill)
- **DEVELOP factors** (physical, Social, cognitive)

- **Semi-realistic design** (not replica, not cartoonish, no copies)
- **Transparency** (letting in light and air)
- **Dynamic look** (contrary to static looking)

- **360 play inside and outside**
- **Dynamics**
- **Play for everybody** (ages, abilities and competences)

- **Design for manufacturing**
- **Safety compliance**
- **Durability** (100 % Robinia wood)

Request initial sketch from KOMPAN Design Studio

KOMPAN Design Studio Robinia project request

Page 1 of 2

GENERAL PROJECT INFORMATION

Date of request: 23/08/2019

Project name: Robinson Markets

Location of project: Carberry, ACT

KOMPAN sales company contact: Peter Robinson

Email address: peter@kmpn.com.au

Phone number: 0870 701 191

Due date for installation: month: year: 2020

Ext. class date of order: month: year: 2020

Website: kmpn.com

Name of customer: KOMPAN

Required standard: EN1176

Age group: 3-6

Accessories to be considered: Climbing, hanging out, adventure, imaginative play

Style: Natural

Material preference: Wood coating, Painted, Natural

Colour theme: Red and white spotted roof mushroom with white stem

Final check list before submitting to KDSR

What data I provide to KDSR as part of the briefing:

Have I checked that the data provided to KDSR contains the following information:

Location (compass point), User entry point, Obstacles (trees, poles, utilities, ground)

KOMPAN DESIGN STUDIO playground landmarks

SITE INFORMATION

Area location: Outdoor

Area size: 5m x 10m

Area is even ground: Yes

Extreme weather conditions: Yes

Area subject to vandalism: Yes

Comments to KDSR: ground structure: rock, weather conditions: open/covered, structure: fireproof, roof 1

PRESENTATION

Required floor data: 20

Installation depth: in ground: -1.10m

Surface: 0.40m

Surface preference: Local FSC

EPDM

Other

EQUIPMENT DETAILS

Installation depth: in ground: -1.10m


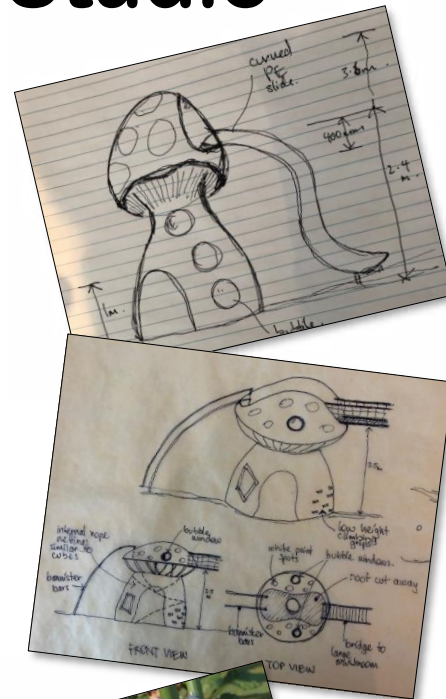
Surface: 0.40m

Surface preference: Local FSC

EPDM

Other

KOMPAN DESIGN STUDIO playground landmarks



FILTER DISCUSSION

We do play

Our core competence is play so that is where we are competitive, and should build our competitive edge further.

We primarily do outdoor

Our materials are meant for outdoor; durable in all weather. Fire regulations for indoor are local to countries and are very restrictive.

We do designs that we can do great.

Play structures build on the same knowledge and technology as the products in our catalogues.

We do designs made of our range of materials

Play structures primarily build of Robinia wood, combined with standard materials; Ropes, steel, HDPE panels, slides.

We do free standing structures

We can not rely on a competitors existing structure to be safe, or a wall to be able to take the load of children playing on the structure.



We do our own product designs

We do not copy competitors

We do things that are economically feasible


As a rule of thumb, customs less than € 30,000 sales price is difficult to get economically feasible

We do things where time allow a good job

So the time frame have to allow for our work as well as for customer decision making and potential change of mind of what they want



Sketching ideas

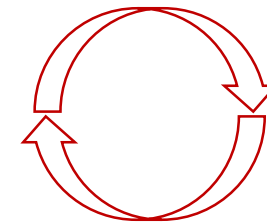
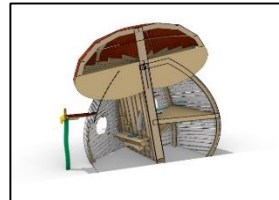
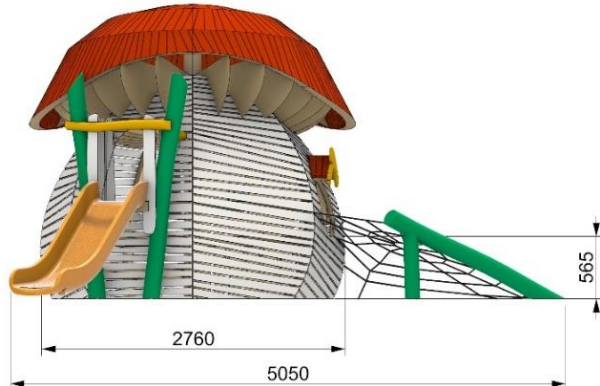


Show initial sketch to customer

(with or through sales rep / agent)



When the customer sees the sketch design they may develop their wish into a joint product with a bridge



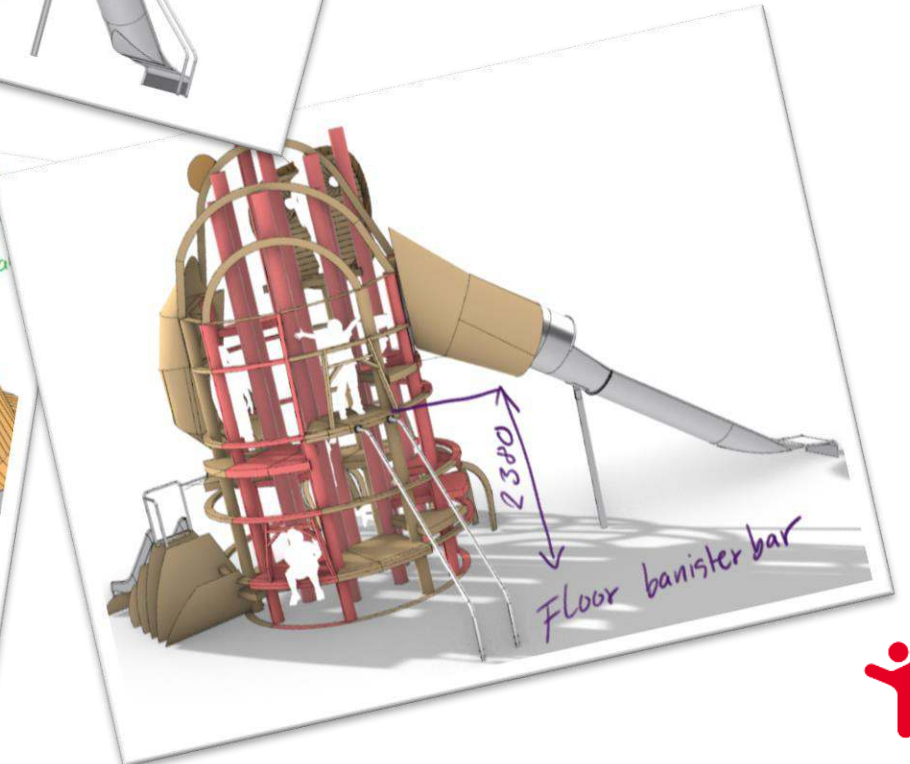
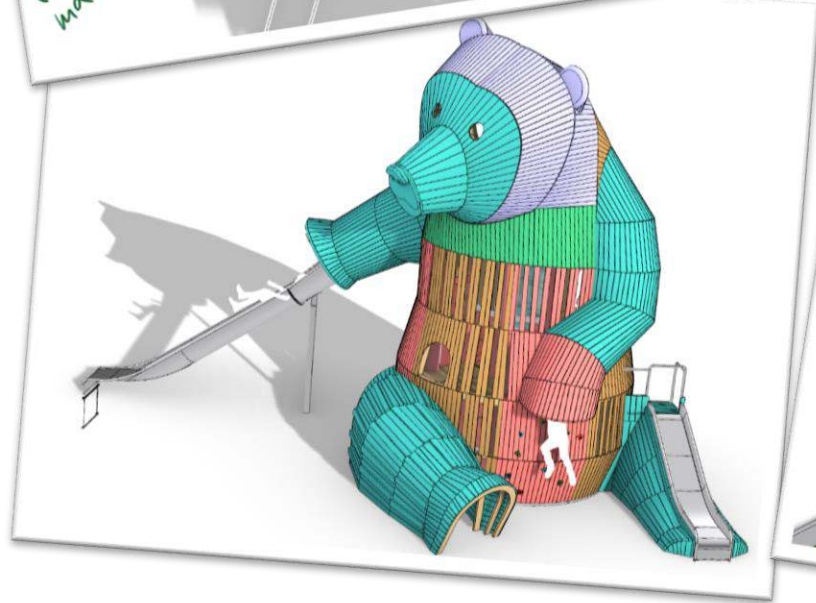

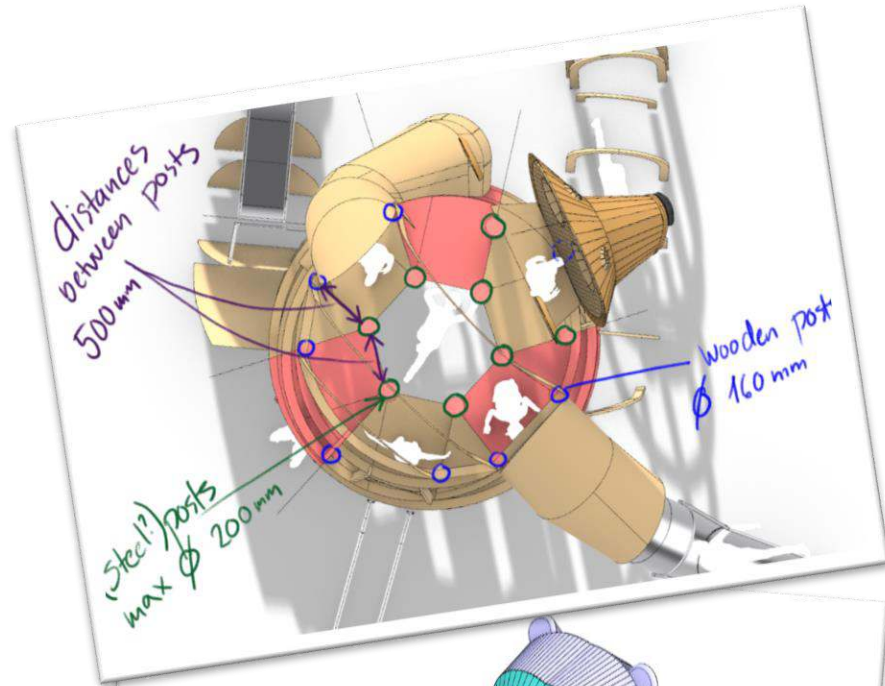
Design iterations are to be taken at initial sketch level

Initial Sketch 3D and approval



Initiating the large task at KOMPAN
Design Studio of making the final design

Final Sketch

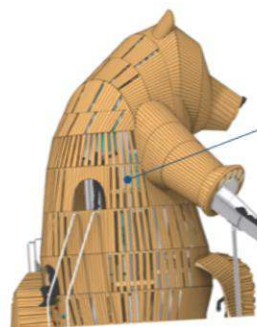


Offer




Overall dimensions (cm)


2/7 * Subject to modifications - products can vary from



Transparent facades




Steel slide



Small Climbing Wall



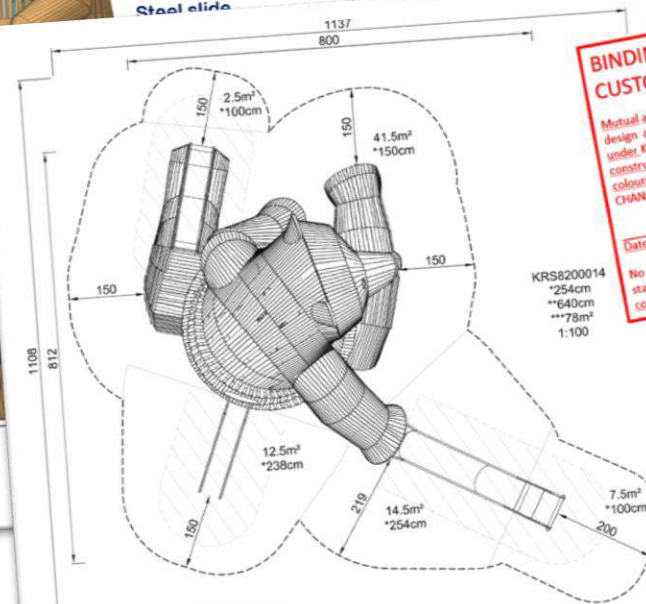
Half-tube slide H3280



Bannister Bar H2380



Climbing



**BINDING APPROVAL FOR
CUSTOM DESIGN**

CUSTOM DESIGN
Mutual agreement for Order purchase. The current design as to be seen in this document is defined under KDSR identification number stated below. All constructional details, dimensions, materials colours and specifications have been checked. CHANGES ARE NO LONGER POSSIBLE.

Date _____

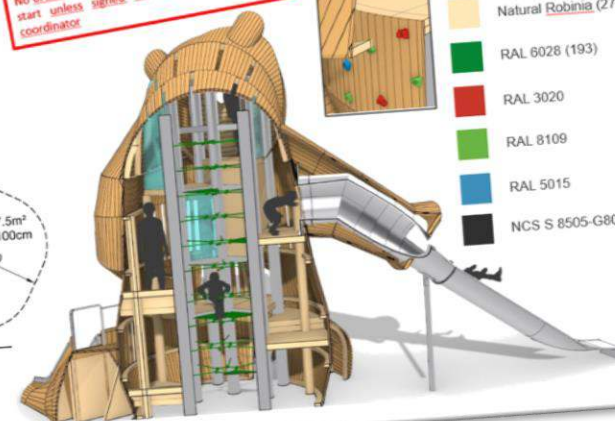
Signature _____

Date _____
No order activities, confirmation and lead time to start unless signed off responsibly by project coordinator

KRS820001
*254cm
**640cm
***78m²
1:100



- NCS S3050-Y20R (28)
Natural Robinia (27)
RAL 6028 (193)
RAL 3020
RAL 8109
RAL 5015
NCS S 8505-G80Y (06)



Description

Description

The bear has an overall natural look supported with small colourful details as climbing grips. It is painted with brown colour from outside and inside it keeps natural light robinia look in contrast with Pine Green rope.


KRS8200014

Safety zone + Used colors

5/7 * Subject to modifications - products can vary from shown presentation




Engineering



Under construction in Brno



Attention to details



Before painting




Before painting



Final Owl



Final Owl



Final Owl

