

# scoop FAMILY



ENGLISH

Arch.  
GOODS

manga  
street



## TABLE OF CONTENTS

Scoop Family .....	4-7
Scoop Seat .....	8-9
Scoop Planter .....	10-11
Scoop Light .....	12-17
Scoop Planter Facts .....	18-19
Scoop Seat Facts .....	20-21
Scoop and Scoopi Colours .....	22-23
Scoop accessories .....	24-29
Inspiration for putting together Scoop and Scoopi.....	25-29
Scoop Family cleaning and care .....	30
Awards, etc .....	31







#### SCOOP FAMILY

The Scoop series paves the way for spending time and social interaction in public spaces. The series consists of the Scoopi Seat that is a new concept for seating furniture, as well as the Scoop Planter and as accessories, two different tables; Scoopi Table and Scoopi Table Top.

The soft and round shapes of the Scoop series means they are very well-suited for parks or playgrounds. At a picnic area or a peaceful location, in large surroundings, like government offices or private workplaces. Here you can enjoy a little coffee break or plan the day. The Scoop Family can also be placed on a platform, in a train station in long rows or in large halls, where you need to sit and rest a while before continuing.



On the opposite page, as well as to the right are Scoopi Seats on both sides of a Scoop Planter. They are in the colours lime green, anthracite grey and dark green.

Below are two Scoops in front of a modern new building.








#### SCOOP FAMILY

The Scoopi Seat has a playful and humorous expression, and it lends itself well to being placed by the water, along a pier or close to the beach. Above is a long row of Scoopis up against a warm rustic house wall with the sea in the background. It can also stand beside a beach volleyball court or by an ice cream stand or outside a café.


The Scoop series can be combined as needed, see suggestions and inspiration on pages 25-29.



#### SCOOP FAMILY

The benches and planter can be arranged in many different formations. From time to time you can use a Scoopi Table Top instead of a Scoopi Button, so you have a place to eat your food or have a drink.

Above is a molecular arrangement of several Scoopis, a Scoop Planter and in the middle, a Scoopi Table Top - here the table has been laid for an invitation to tea and a light snack.







#### SCOoPI SEAT

The Scoopi Seat is designed with the slogan "never alone" in mind. It is ideal for socializing and gatherings at public meeting places. Scoopi should be placed together with one or more Scoopis and/or with a Scoop Planter. A Scoopi Button in the middle of a Scoopi is made from granulated rubber that makes it comfortable and pleasant to sit on.

To the left and above is a Scoopi Seat on the beach.








#### SCOOP PLANTER

Scoop is a planter with a strong visual shape giving a character to the room both outside and inside. Because of its smooth round shape and the many different colours Scoop fits in almost anywhere in urban space. In the square, at the school or playground, entrances, exhibitions and malls, etc. All depending on colour choice and combination Scoop may create a classic, harmonic or humorous experience to the room. Scoop is well suited for trees and bushes.

Above and right: Scoop in a vivid dialogue with the room and the artistic decoration in the hospital hall, where they are placed.





# scoop LIGHT

Scoop Light can, while also serving as a planter, brighten up twilight hours, evening and night hours and create an atmosphere, for example, on squares, café environments, terraces or entrances. The planter is well-suited for plant arrangements and smaller trees and shrubs.

Scoop Light has received the prestigious Green Good Design Award.

“The Green Good Design Award identifies and highlights the world’s most important examples of sustainable design and develops an awareness with the public about which companies are doing the best work in sustainable design for the world’s environment.”



SCOOP LIGHT:  
Opposite page: Scoop Light in a plastic pale, yellow colour with the light off.

This page: Scoop Light in a plastic pale, yellow colour with the light on and set to a yellow light with the remote control (see the next page).







Photos : Geert Wolters

The light in Scoop Light is an LED light that uses a minimum of energy, which works on 230 V. The electric installation and LED light chain can tolerate moisture, frost and heat. The light chain is fitted at the factory. The light is CE approved according to European standards.

The light in the Scoop Light can change to different colours using the remote control that is included. The light can be set to slowly change colour or flash according to needs. See the instructions for working the remote control and controller. The remote control and controller are not waterproof.

Only five of the Scoop colours (see page 22) are transparent and can be used for the Scoop Light version: White, light yellow, yellow, orange and red. The use of the light setting comes in two variations - the light is the same, but the use of colour in the light is different:



VERSION 1: If Scoop is made in light yellow or white, the light in Scoop can change to different colours as shown in the photos on these pages; Yellow, green, orange, red, turquoise, blue and purple. And the light can fade and flash depending on how the controller is programmed with the remote control that is included. (See version 2 on following page)





VERSION 2: If Scoop is made in yellow, orange or red, the light will intensify the colour of the Scoop. For example, a red Scoop will appear redder, if the light is set to bright red. This is done using the remote control. The light in the Scoop can be made from project to project depending on needs.

Scoop Light lends itself to standing both indoors and outdoors. If it is to stand indoors, you must use a different inner core to plant a tree or plant. Please see the instruction manual.

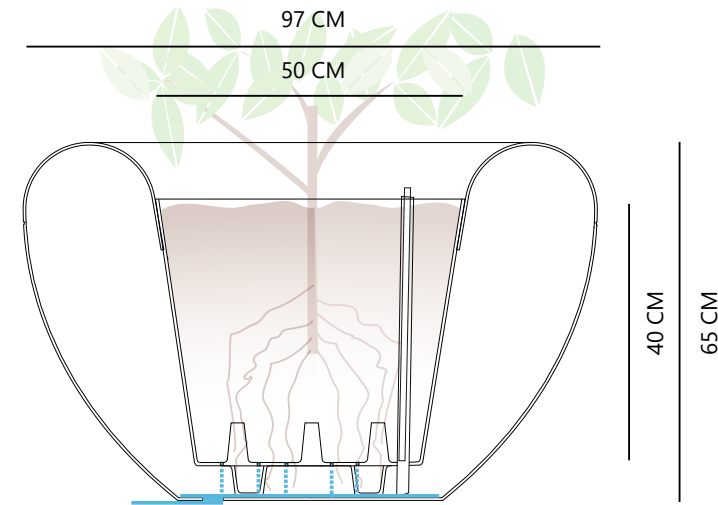
Scoop Light can also be combined with Scoopis as shown above.





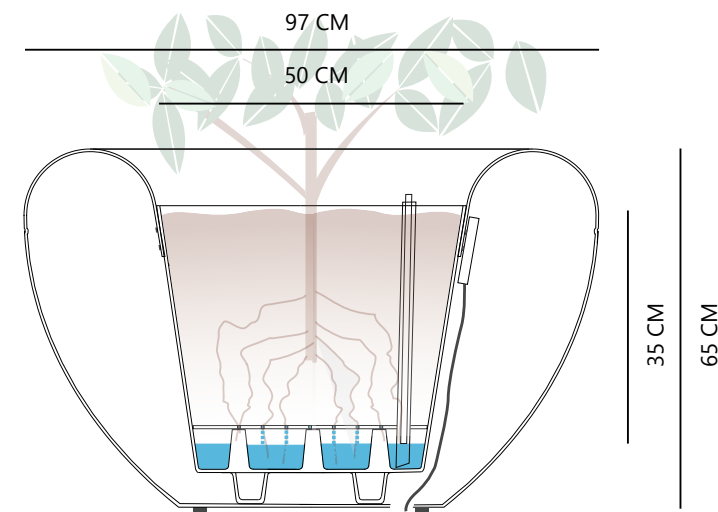
## SCOOP PLANTER FACTS

Scoop is made from rotational moulded polyethylene (plastic). The plastic is UV-resistant and withstands all kinds of weather (although not so much a tropical climate) from -30 to + 50 Celsius (not over 60). Scoop can be placed both indoors and outdoors. When using indoors a different inner core must be used in Scoop, which does not have holes in the bottom, but that acts as a closed system. This is always made from black recycled plastic. See the instruction manual for use and when ordering, please specify whether it is to stand indoors or outdoors.



### SCOOP OUTDOORS

Weight: approx. 18 kg. (with soil and plant approx. 100-120 kg) external dimensions: 97 cm in diameter. Height: 65 cm. Volume: 65 litres. Internal diameter: 51 cm in diameter at the top and 42 cm in diameter at the bottom. Planting depth: approx. 40 cm. Scoop consists of an outer and inner part, where the inner part is used to plant in. This part has holes in the bottom if it is to be used outdoors. This is so the water can drain down into Scoop and maybe out of the bottom of the Scoop (by unscrewing the drain plug).

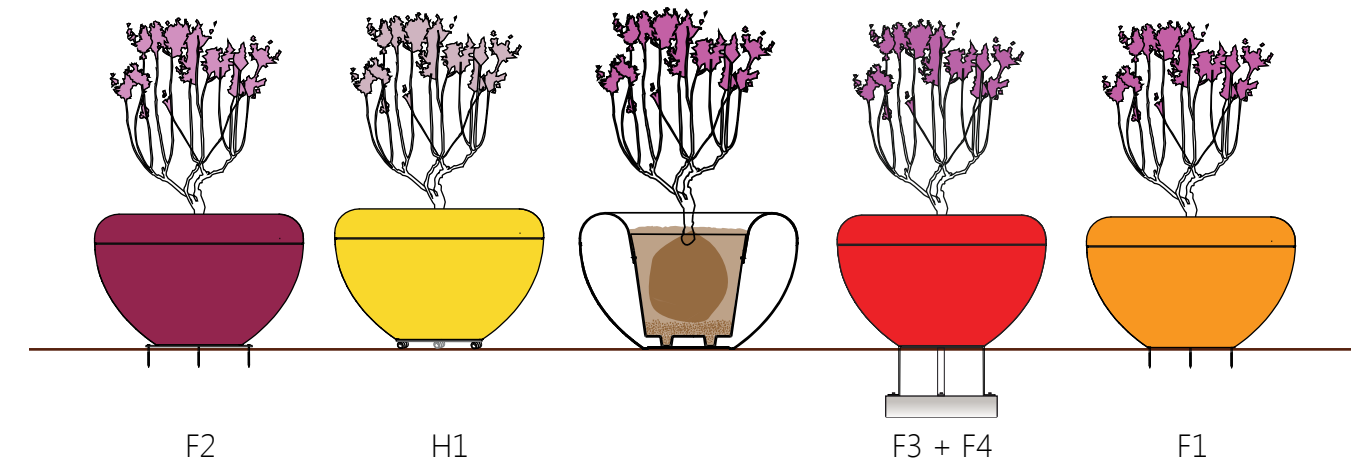


### SCOOP INDOORS

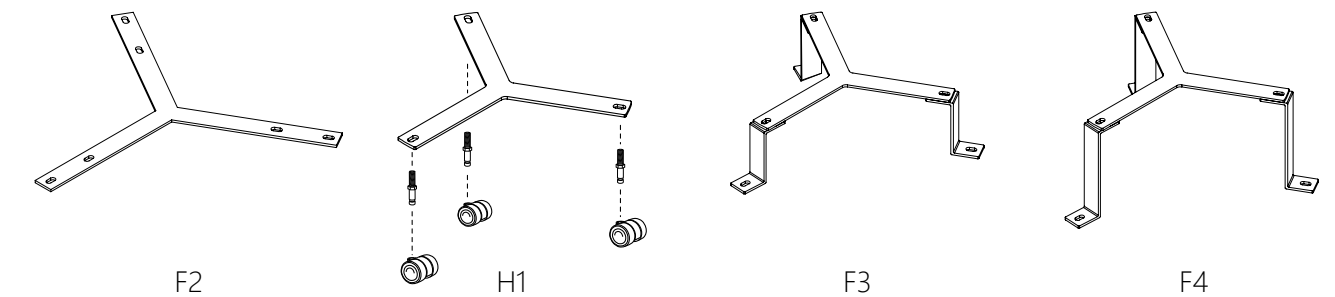
Weight: approx. 18 kg. (with soil and plant approx. 100 kg) External dimensions: 97 cm in diameter. Height: 65 cm. Volume: 60 Litres. Internal dimensions: 51 cm in diameter at the top and 42 cm in diameter at the bottom. Planting depth: approx. 35 cm. Scoop consists of an outer and inner part, where the inner part is used to plant in. When this part is to be used indoors it has no holes in the bottom, because the water remains in a closed system. In the inner part, there is an extra base with holes. (It stands on 5 legs) in order to separate the soil from the water reservoir. If lights are fitted, the power supply is as shown. (See the assembly instructions.)

## SCOOP FIXED OR MOBILE

Scoop has wheels attached in three threads at the bottom of the under section if you want it to be mobile or a bracket if you want it attached to the surface. Also see the guide.



### BRACKET FOR SCOOP & SCOOP LIGHT



F2 bracket is used to fix the Scoop directly to a hard surface. See the mounting instructions.

Bracket with a wheel, when Scoop is to be mobile. The bracket consists of a standard bracket, as well as 3 wheels and threaded bolts that click firmly to the wheel and are screwed in 3 bushings in Scoop.

F3 bracket consists of one standard bracket, as well as 3 x 10 cm long S-brackets. The bracket is used if Scoop must have additional fastening or be fixed to a slightly softer material. It is also hidden as it is buried.

F4 bracket consists of one standard bracket, as well as 3 20 cm long S-brackets. The bracket is used if Scoop must have additional fastening or be fixed to a slightly softer material. It is also hidden as it is buried.


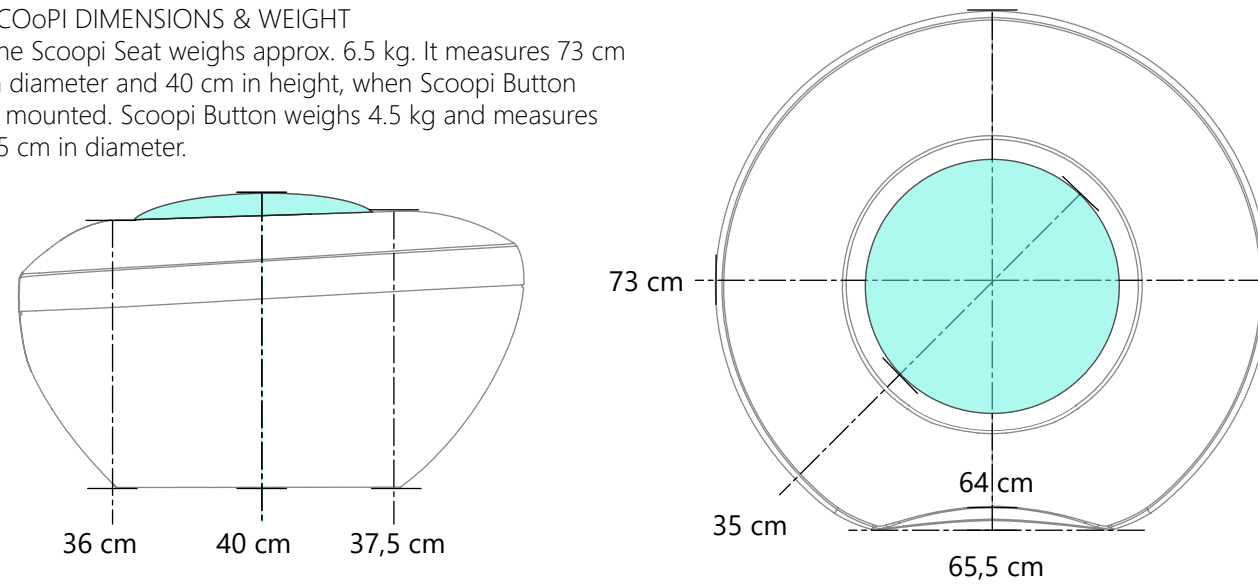


### SCOoPI SEAT FACTS

The outer part of Scoopi Seat is made from rotational moulded polyethylene (plastic). The plastic is UV-resistant and withstands all weather from -30 to +50 Celsius (not above 60). Scoopi Button - the middle part where you primarily sit - is made of granulated rubber that is water permeable and very durable.

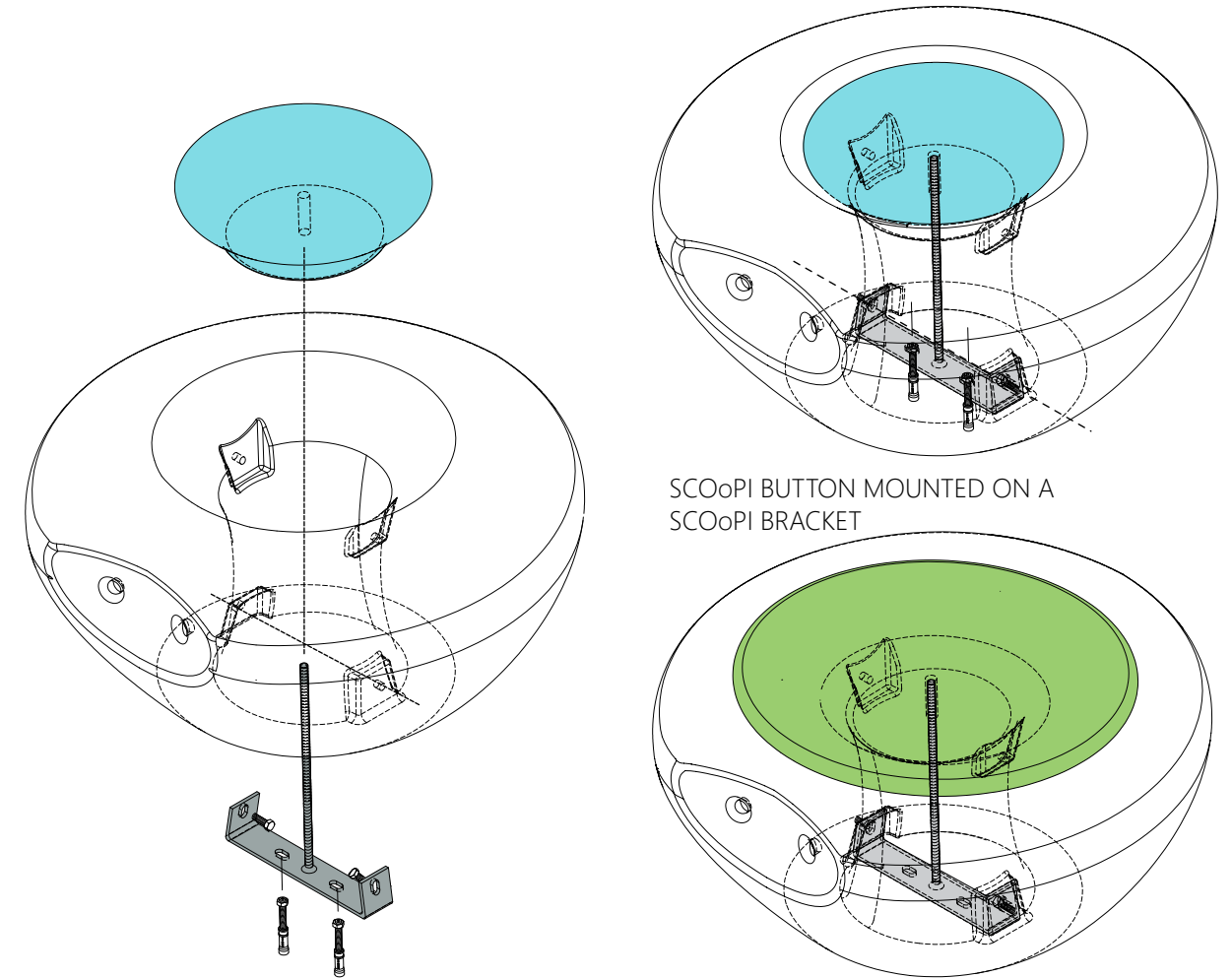
### SCOoPI DIMENSIONS & WEIGHT

The Scoopi Seat weighs approx. 6.5 kg. It measures 73 cm in diameter and 40 cm in height, when Scoopi Button is mounted. Scoopi Button weighs 4.5 kg and measures 35 cm in diameter.



### SCOoPI SEAT ASSEMBLY

When buying a Scoopi, a Scoopi Button is included, as well as a bracket to fasten the Scoopi to the surface and to attach the Scoopi Button to the Scoopi. Whether you need to fasten the Scoopi or it will just stand without being fastened, the Scoopi Button MUST be fastened to the bracket. For any additional fastening, screw at the front until it is hidden in the rubber, so the Scoopi Button cannot be unscrewed. Scoopi Table Top is fitted exactly as the Scoopi Button. See the assembly instructions for mounting the Scoopi Seat indoors and outdoors on different surfaces.



SCOoPI BUTTON MOUNTED ON A  
SCOoPI BRACKET

SCOoPI TABLE TOP MOUNTED ON A SCOoPI  
BRACKET





#### STANDARD SCOOP COLOURS



#### PLEASE ENQUIRE ABOUT OTHER SCOOP COLOURS



#### SCOOP PLANTER

Scoop can be made in many different colours. Often there is a small stock of standard colours that can be seen to the left and otherwise they are produced to order.

#### SCOOP LIGHT

The Scoop colours light yellow, yellow, orange and red are standard colours. The white version is also transparent. It can be produced to order.

#### SCOoPI SEAT

Scopi is available in fewer colours than Scoop (see the opposite page). They come in the standard Scoopi Button colours.

#### SCOoPI TABLE & SCOoPI TABLE TOP

They are produced to order. The colours are shown on the opposite page.



#### SCOoPI SEAT AND SCOoPI BUTTON COLOURS



NEW in spring 2019:  
SCOoPI BUTTON also  
in PE plastic.

#### SCOoPI TABLE AND SCOoPI TABLE TOP COLOURS AND SCOoPI BUTTON COLOURS



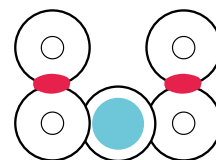




#### SCOoPI ACCESSORIES

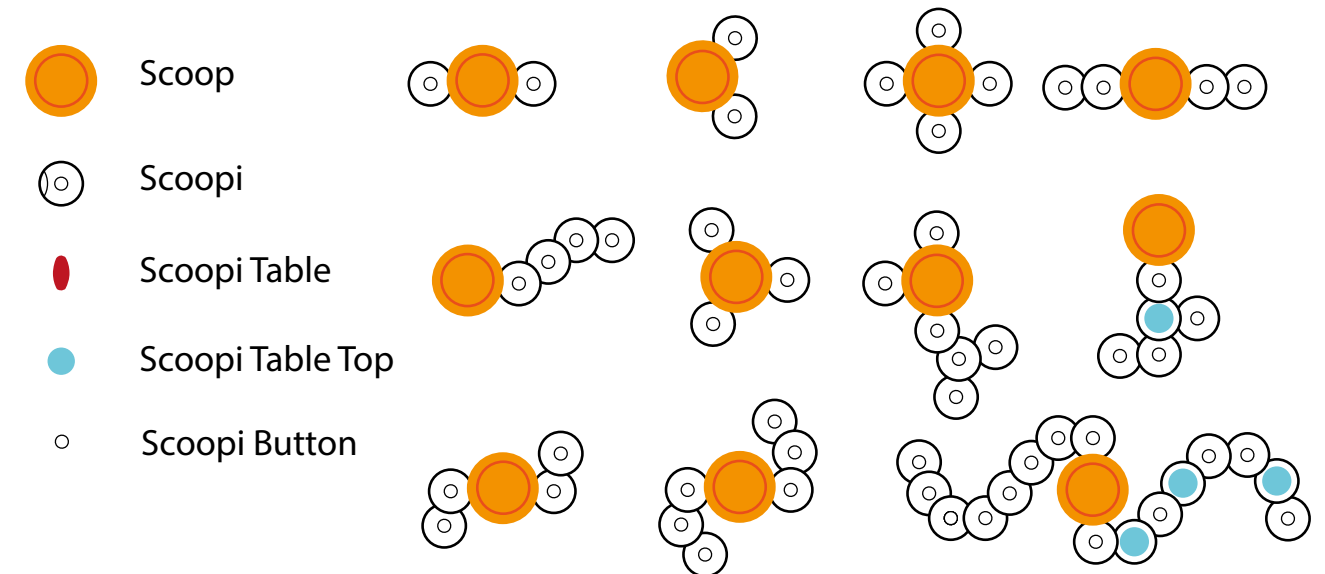
1. Scoopi Table Top (as seen above and on the opposite page) is a table that is placed on top of Scoopi. It is placed instead of Scoopi Button and can be mounted with the same bracket included for Scoopi. It measures 54 cm in diameter and 2.5 cm in height. It can withstand being sat on and it is made of granulated rubber.

2. Scoopi Table is used to connect two Scoopis. It is placed in the two cavities in the two Scoopis. Scoopi Table is suitable for a short intimate coffee break. Scoopi Table is made of granulated rubber and it measures 35 x 18.5 cm. (Shown as an oval red on the right side of this page and as photos on page 28-29)



#### INSPIRATION FOR PUTTING SCOOP AND SCOoPI TOGETHER

Scoopis can be put together with Scoop or/and with another or several other Scoopis. Below are some suggestions for putting Scoop and Scoopi together and perhaps also together with Scoopi Table or/and Scoopi Table Top.





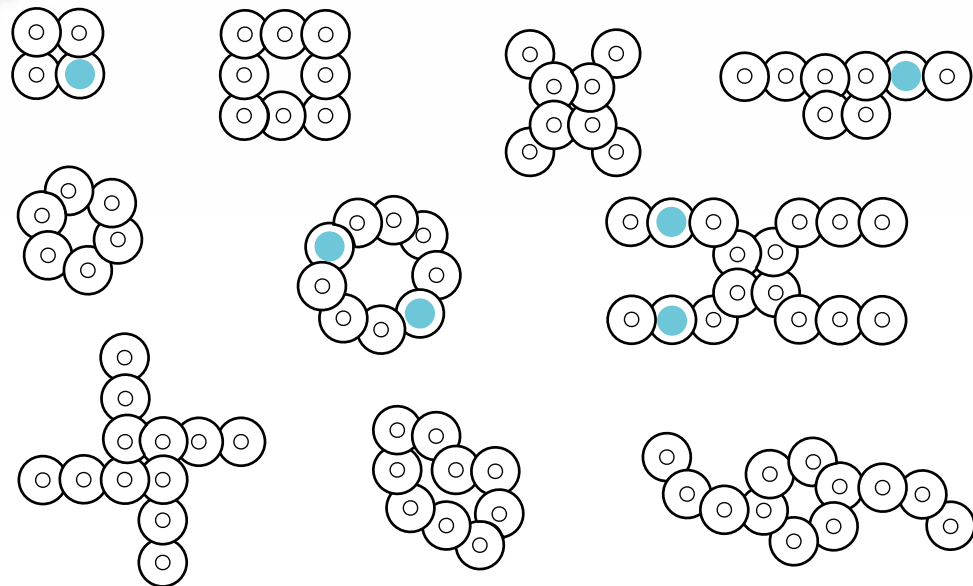
# INSPIRATION FOR PUTTING TOGETHER SCOOP AND SCOoPI

At the following pages are some suggestions for putting Scoopi together with other Scoopis and possibly together with one or more Scoopi Table Tops. Below are Scoopi Seats connected to one or more Scoopis and some with a Scoopi Table Top (blue circle) which can be mounted on whatever Scoopi you wish.

On the pages 28-29, Scoopi Table is shown connecting two or more Scoopis.




SCOoPI WITH OTHER SCOoPIS AND POSSIBLY WITH SCOoPI TABLE TOP



## SCOoPI SEAT

Above are several Scoopis placed in a school playground. Scoopi Table Top can be used for games at break-time or to eat your lunch and the soft material makes Scoopi Button great to sit on. To connect two Scopis, you can place one Scoopi Table (see next pages). Scoopi paves the way for playing and learning, you can, for example, arrange Scoopi as an H<sub>2</sub>O molecule with one Scoop and two Scoopis or other molecular chains such as methane and ammonia. Or as chromosomes. See the opposite pages for good ideas.





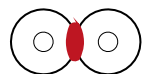
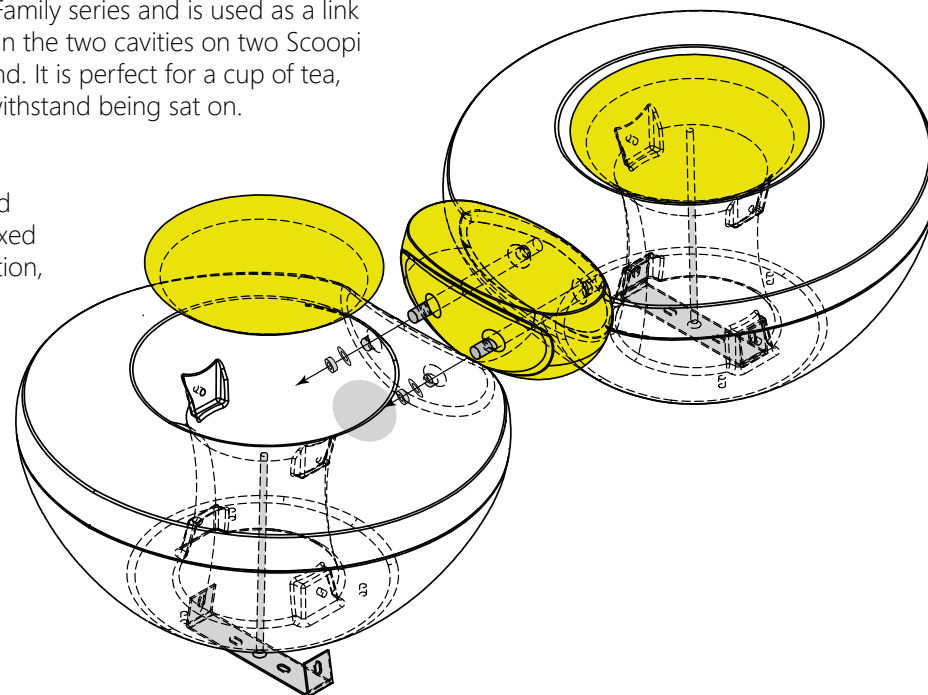


#### SCOoPI TABLE AS A CONNECTION AND AS A TABLE

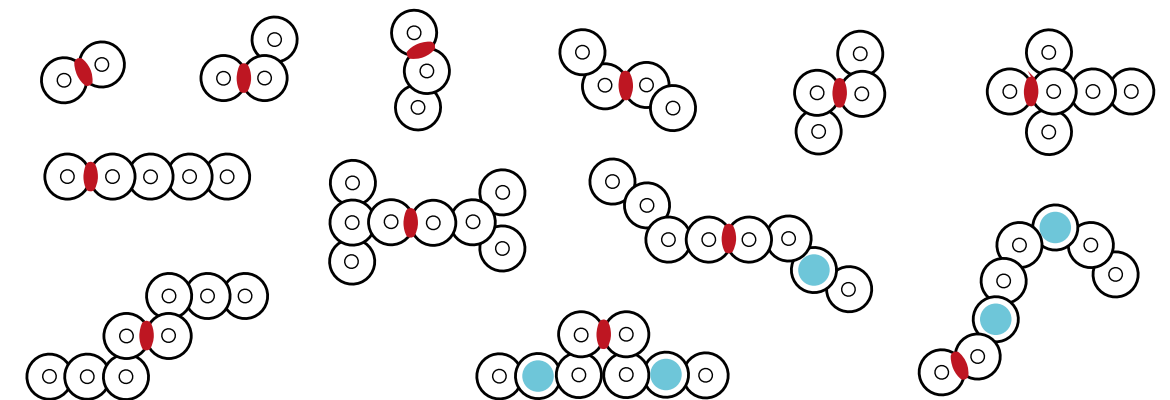
Scoopi Table is part of the Scoop Family series and is used as a link between two Scoopis. It is placed in the two cavities on two Scoopi Seats so it hovers above the ground. It is perfect for a cup of tea, coffee or a game of cards. It can withstand being sat on.

#### SCOoPI TABLE MOUNTING

There are two embedded threaded rods in the Scoopi Table that are fixed to the Scoopi. For further information, please request the mounting instructions.



#### SCOoPI WITH OTHER SCOoPIS AND WITH SCOoPI TABLE AS A CONNECTION





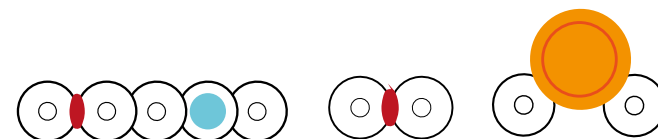


#### SCOOP AND SCOoPI CARE

The Scoop Family is a robust series that is well-suited to being used. The actual Scoop and Scoopi are made from rotational moulded polyethylene (plastic) and require very little maintenance. If necessary, clean them with soap and water or/and with "rubber and plastic cleaner" on any blemishes. They can easily be cleaned with a pressure washer.

Scoop Button, as well as Scoopi Table and Scoopi Table Top, which are made from granulated rubber, are water permeable and durable. Rubber products can be cleaned and the colours can be freshened up with a shampoo that is suitable for cleaning rubber. Rubber products can be cleaned with a pressure washer, but carefully and with less pressure so the surface is not damaged or becomes frayed. If lights are fitted in Scoop Light, the light chain, etc., must not be cleaned with water. See the assembly instructions for cleaning.

Above is Scoop and Scoopi in a school playground, you could, for instance, use many Scoopis in a row along the ball pitch so the audience can sit and watch a good game of football or basketball.



red dot design award



DESIGN PLUS



red dot design award

#### ABOUT THE COMPANY

Manga Street Aps is a Danish company owned by industrial designer Julie Storm Christensen and Kurt Christensen. Since the beginning (Storm Design from 2003), the company has received much recognition for its design and received many international design awards for its products.

#### ABOUT THE PRODUCTION

To ensure that the Scoop Family has the quality and finish that we wish our products to have and to ensure close contact with suppliers, our products are produced in Denmark. The Scoop Family is made by some of the most skilled craftsmen in Denmark, who have a lot of experience making high quality design products. This also reduces the transport distance in relation to distributors, which benefits the environment.

#### ABOUT COLLABORATIONS

Manga Street places great importance on good and close collaboration. We are in favour of mutual respect and good communication and dialogue in relation to customers and business partners.

#### ABOUT THE ENVIRONMENT

Manga Street strives to make as many environmentally conscious choices as possible: The plastic that we use to make the Scoop Family can be reused and the inner part of Scoop are always made from black recycled plastic. This reduces CO2 emissions and saves on raw material consumption. Scoopi Button is made from granulated rubber or PE plastic and can be recycled. If the Scoop Family are disposed of properly, the plastic and rubber can be completely reused.

Manga Street has a partnership with Trees for the future, which carries out projects where they re-plant trees in vulnerable places on the globe. Read more about Manga Street's approach to our choice of materials, production and the environment in the assembly instructions.





**manga**  
street

KOMPLAY SP. Z O.O.  
Web [www.archgoods.eu](http://www.archgoods.eu)  
Mail [info@archgoods.eu](mailto:info@archgoods.eu)

ul. Gajowicka 95  
53421 Wrocław  
Polska

Photos Anna-Lene Riber

Photos Anna-Lene Riber